

Remote Learning Policy



Garfield Primary

Today's children, **tomorrow's** future.

Raised at Full Governing Body Committee: 16th November 2020

Ratified by Governing Body on: 16th November 2020

By Chair of Governors:

Remote Learning Policy

1. Aims

This Remote Learning Policy aims to:

- Ensure a consistent approach to remote learning for all pupils (including SEND pupils) who are not in school, through use of online and offline resources and teaching videos of good quality
- Provide clear expectations members of the school community with regards to delivering effective remote learning
- Align high-quality remote education as closely as possible with in-school provision.
- Include continued delivery of the school curriculum in the event that groups of pupils or staff cannot attend school
- Support effective communication between the school and families as well as supporting motivation, health and wellbeing

2. Who is this policy applicable to?

- A child (and their siblings if they are also attend Garfield Primary School) who is absent because they (or a household member) are waiting for test results and the household is required to self-isolate. The rest of their school bubble are attending school and being taught as normal.
- A child whose whole bubble is not permitted to attend school because they, or another member of their bubble, have tested positive for Covid-19, as advised by PHE.
- A child who is medically advised to isolate due to being extremely vulnerable to Covid-19
- Teachers who are isolating due to a Covid-19 contact, but who are well

Remote learning will be shared with families when they are absent due to Covid related reasons.

Teachers who are isolating due to a Covid-19 contact will teach their class remotely if the class is also isolating at home.

3. In-School Curriculum

The curriculum offered by Garfield Primary School will continue to be wide-ranging and aspirational in all subjects during 2020-21. However, we have assessed the children and adapted the pitch of learning to reflect the gaps identified and the curriculum areas missed during the previous year's lockdown. Pupils will be given a few weeks to settle back into the school environment whilst informal assessment of their starting points is made. This will inform teaching to fill any gaps in skills and knowledge. Children will be formally assessed in November, using the assessments originally due in June 2020.

4. Remote Learning

Remote learning aims to be fully integrated into the Garfield curriculum. This is outlined in the timetables for each year group in the appendices below. In the event of self-isolation or local lockdown, Garfield is able to offer immediate remote education.

4.i Content and tools to deliver remote education

Resources:

- High quality online tools for all children, Google Classroom (KS2) and Class Dojo (KS1)
- Timetable for each week's (or day's) work for each year group on the school website
- Use of recorded videos to give daily contact between the staff and the pupils
- Phone calls home

- Live Google Meets sessions
- Printed learning materials and packs
- Physical materials such as exercise books (one for each child isolating) and stationery (pencils)
- Use of carefully chosen school subscription sites such as Times Tables Rock Stars or Bug Club

4.ii Challenges to remote learning

There are a number of challenges faced by the Garfield Community when moving to remote learning:

- A significant number of our families have limited/no access to a laptop or desktop computer (for each child) with reliable internet access. We are currently investigating other ways to support those with limited access to ICT.
- Families often have only a tablet or a phone, and/or only one device and multiple children in different years. Because of this, it makes sense to use pre-recorded videos where families can choose when is the most suitable time for a child to watch the lesson or message. These can also be accessed using a smartphone.
- Where families have no internet service or device, then Garfield will provide workbooks and printed work. Teachers and pastoral staff will maintain regular contact by telephone.

5. Home-school partnership

Garfield School is committed to working in close partnership with families.

We recognise that families are not the same and because of this remote learning will look different for different families in order to suit their individual needs.

Garfield School will provide written guides and videos for parents on how to use Google Classroom and Class Dojo and offer support to those families who have difficulties accessing the online resources and platforms.

Where possible, it is beneficial for young people to maintain a regular and familiar routine. Garfield Primary School would recommend that each 'school day' maintains structure. Parents are encouraged to support their children to follow the timetable of the school day. Guidance for parents in this area will be emailed to all parents and available on the School website.

We would encourage parents to support their children's studies, including finding them an appropriate place to work and encouraging them to work with good levels of concentration and to the best of their ability.

Every effort will be made by staff to ensure that work is set promptly.

Should accessing work be an issue, parents should contact school promptly and alternative solutions may be available. These will be discussed on case-to-case basis.

All children will sign an 'Acceptable Use Policy' at school which includes e-safety rules and this also applies when children are working on computers at home.

6 Roles and responsibilities

6.i Teachers

Garfield School will provide a refresher training session and induction for new staff on how to use Google Classroom and Class Dojo.

If an <u>individual</u> child isolates for 10- 14 days <ul style="list-style-type: none">just one or two children are at home	Where a bubble (whole class or year group) closes to isolate or where the whole school is closed either through government directive or significant outbreak in school <ul style="list-style-type: none"><u>all</u> pupils and the class teacher are at home
<ul style="list-style-type: none">Two week remote learning timetable for each year group on the website – pupils instructed to access high quality online lessons / videos / PowerPoints / activitiesEach child provided with a list of websites and logins/passwords that they will need to access for the remote learningPupils record all work in exercise book provided by school.Pupils return the exercise book when child's isolation ends for marking/feedbackThe two week timetable for each year group must be changed every half term to ensure it is in-line with the medium term planTeachers will set work for the pupils in their classes/year group. Year group teams can work together to provide lessons.Teachers to phone pupil weekly / once during the fortnightPaper Pack covering all areas of the curriculum to be completed by all	<ul style="list-style-type: none">Daily/weekly/fortnightly timetable with high quality online lessons / videos / PowerPoints / online activities / independent activities uploaded to the School website and Google Classroom and Class Dojo, if appropriateThe work set should follow the usual timetable for the class, as closely as possibleEach child provided with a list of websites and logins/passwords that they will need to access for the remote learningPaper Pack covering all areas of the curriculum and as close to the online work as possible to be completed by all children unable to access online resources – pack returned to school when child's isolation ends for marking/feedbackTeachers will set work for the pupils in their classes/year group. Year group teams can work together to provide lessons.Autumn 2 medium-term plans will be annotated to show the remote learning capability for each unit of work. This will continue into 2021 as necessary.Teachers will adjust the pace/difficulty of work, in accordance with normal classroom practice for all children including those with SEND.Each class teacher should record a daily video message to their class around five minutes long. This greets the pupils, outlines the work for the day (with any top tips), gives reminders and highlights any good work submitted on previous days. This video is posted on the Google Classroom stream (KS2), Class Dojo (KS1) or the school website (early years)Most activities set for pupils should allow work to be submitted straight away for feedback/marking by the teacher. This will occur in different ways:KS2 – Google Classroom – independent work needs to use Google Forms or Google Docs so that pupils can submit workKS1 – Class Dojo – independent work can be submitted on this platformEarly years / other subjects – work can be photographed and submitted by parents email to the year group email addressTeacher feedback - all completed work will have feedback/marking within a reasonable time frame

children unable to access online resources – pack returned to school when child's isolation ends for marking/feedback	<ul style="list-style-type: none"> • Teachers to phone each pupil once per fortnight • When providing remote learning, teachers must be available between 8:45am and 3:45pm • If they are unable to work for any reason during this time, for example due to sickness or caring for a dependent, they should report this using the normal absence procedure and cover arrangements will be made • If there is a concern around the level of engagement teachers should inform a member of SLT who will ensure that the pupil/s parents are contacted via phone to assess whether school intervention can assist engagement. • Any complaints or concerns shared by parents or pupils should be reported to a member of SLT • Any safeguarding concerns, refer immediately to the DSL • All parent/carer emails should come through the class email account (e.g. Year3@garfield.enfield.sch.uk)
---	--

6.ii Teaching Assistants

Teaching assistants must be available between 8:30am and 3:30pm.

If they are unable to work for any reason during this time, for example due to sickness or caring for a dependent, they should report this using the normal absence procedure.

During the school day, teaching assistants must complete tasks as directed by a member of the SLT such as

6.iii Senior Leaders

Alongside any teaching responsibilities, senior leaders are responsible for:

- Co-ordinating the remote learning approach across the school including daily monitoring of engagement.
- Providing staff with the tools and resources to provide effective remote teaching, including: a school laptop with remote access to school systems
 - login details and access to pupil accounts for all appropriate e-learning platforms
 - training to use Google Classroom, Google Meets and any other appropriate elements of the Google Suite, e.g. Google forms for setting assessments
 - training to make narrated PowerPoints into videos
 - training to save flipcharts and PowerPoints in pdf form to make them easier to access remotely
 - designing a comprehensive, broad, well planned, and well-resourced curriculum which sets out what is to be learned when. The curriculum maps will show what should be being learned during any period of lockdown or isolation
- Monitoring the effectiveness of remote learning – done through regular meetings with teachers and subject leaders, reviewing work set or collecting feedback from pupils and parents
- Monitoring the security of remote learning systems, including data protection and safeguarding considerations

- Ensure that the current curriculum is carefully planned and mapped throughout the year to build knowledge and skills incrementally. There is complete clarity about what is intended to be taught and practised in each subject, and when it is to be taught. This will enable a smooth transition from in-school learning to remote learning
- Support the class teacher with the provision of home learning for individual children who are isolating (where the class teacher is in school teaching the class).

6.iv Designated Safeguarding Lead/Leaders

The DSL is responsible for managing and dealing with all safeguarding concerns. For further information, please see the Safeguarding and Child Protection Policy.

6.v School ICT Network Manager

The School ICT Network Manager is responsible for:

- Fixing issues with systems used to set and collect work
- Helping staff with any technical issues they're experiencing
- Reviewing the security of remote learning systems and flagging any data protection breaches to the data protection officer

6.vi The Inclusion Leader

- Liaising with the School ICT Network Manager to ensure that the technology used for remote learning is accessible to all pupils and that reasonable adjustments are made where required.
- Ensuring that pupils with EHC plans continue to have their needs met while learning remotely, and liaising with the Headteacher and other organisations to make any alternate arrangements for pupils with EHC plans and IHPs
- Identifying the level of support needed for children on the SEND register
- Children with SEND will have individual learning packages. These will include signpost to specific sessions provided by Oak Academy.
-

6.vii The School Business Manager

- Ensuring value for money when arranging the procurement of equipment or technology.
- Ensuring that the school has adequate insurance to cover all remote working arrangements.

6.viii Pupils and parents

Staff can expect pupils learning remotely to:

- Complete work to the deadline set by teachers
 - Seek help if they need it, from teachers
 - Alert teachers if they're not able to complete work
- Staff can expect parents with children learning remotely to:
- Make the school aware if their child is sick or otherwise can't complete work
 - Seek help from the school if they need it
 - Be respectful when making any concerns known to staff

6.ix Governing Body

The Garfield Governing Body is responsible for:

- Monitoring the school's approach to providing remote learning to ensure education remains as high quality as possible
- Ensuring that staff are certain that remote learning systems are appropriately secure, for both data protection and safeguarding reasons

7 Links with other policies and protocols

This policy is linked to our:

- Safeguarding and Child Protection Policy
- Behaviour policy
- Data protection policy and privacy notices
- Online safety acceptable use policy
- Code of Conduct for Phone calls, Video conferencing and recorded video
- Agreements for Google Classroom & Class Dojo

Appendices

Appendix 1: Year by year overview

Appendix 2: Sample timetables for each year group (2 week timetable changed each ½ term)

Appendix 1

EYFS Home Learning Overview

Child/Children isolating until test:	Teacher/ EYAs isolating:	General provision:
<p>Learning pack suitable for Nursery and Reception to be provided by the office- delivered or taken home</p> <p>See remote learning plan and guide on school website</p>	<p>Contact through emails</p> <p>Bug club</p> <p>Staff share drive</p> <p>Garfield website</p> <p>Videos</p> <p>Phone calls</p>	<p>Bug club login</p> <p>Reading book and Reading log from school</p> <p>Online/ website- providing lessons</p> <p>Weekly check in: emails and phone calls</p> <p>Weekly video from teacher or EYA</p>

Subject	Home Provision: Nursery
Maths	<ul style="list-style-type: none"> Parents to use EYFS ethos as guidance and also for teaching ideas Teacher setting maths activities online- website/links Teacher recommending daily and weekly websites to visit Teacher providing website links for maths targets e.g. count to 10
Phonics	<ul style="list-style-type: none"> Rhyming book provided by the teacher along with instructions and guidance Phase 1 phonics planning provided Phase 1 phonics online learning- link provided Reading books sent home from school Online book links provided by the teacher along with strategies and helpful tips when reading (daily)
Development Matters- 7 areas of learning	<ul style="list-style-type: none"> Parents to use EYFS ethos as guidance and also for teaching ideas 16 learning activities provided on an activity sheet/bingo sheet prepared by the teacher and adapted every two weeks.- 1 or 2 activities are expected a day Evidence provided through photographs and emails to teacher

Subject	Home Provision: Reception
Maths	<ul style="list-style-type: none"> Parents to use EYFS ethos as guidance and also for teaching ideas Teacher setting maths activities online- website/links Teacher recommending daily and weekly websites to visit Teacher providing website links for maths targets e.g. count to 100
Phonics	<ul style="list-style-type: none"> Daily phonics lesson planning will be provided by the teacher Online phonics lesson links provided – DFE Bug club access through school login- checked and books changed Recommended- websites and videos to watch (daily/weekly) Teacher to read a story on video and send (once a week)
Development Matters- 7 areas of learning	<ul style="list-style-type: none"> 16 learning activities provided on an activity sheet/bingo prepared by the teacher and adapted every two weeks.- 1 or 2 activities are expected a day Evidence provided through photographs and emails to teacher

Year 1 blended learning overview

Single child isolating until test

Symptomatic provision pack suitable for Year 1 to be provided by the office

Teacher isolating due to contact:

Teach using Class Dojo – stick to class timetable where possible

General provision

- Logins sheet (with all logins and website addresses for BugClub, Purple Mash, Timestable Rockstars stuck in reading records)
- Homework book for recording work
- reading book and home reading record
- **Daily check in with class at the start of the day via Class Dojo**
- work offered follows school timetable as much as is possible
- weekly checking with students via phone call (rota basis eg 5 children a day)

Subject	Home Provision
Maths	<ul style="list-style-type: none">• Teacher uploaded videos and resources on Class Dojo• Teacher set practical tasks at home• White Rose Maths worksheets and videos uploaded onto Class Dojo (can be printed via the office for those not online)• Links to videos and resources from YouTube or Oak Academy at times uploaded to Class Dojo• Possibly Collins workbooks that will be referred to on Remote learning plan
Reading	<ul style="list-style-type: none">• Daily reading at home on bug club or home reading books- teacher will set levelled books• Bug Club logins given• Regular story time: Ideally audio and or visual recording of the session by teacher• Weekly comprehension focus for English lessons• Phonics: daily phonics session – Use DFE Letters and Sounds videos on YouTube
Spelling	<ul style="list-style-type: none">• Spelling lists – set by teacher weekly• Send picture of spelling to teacher if possible when completed
Writing	<ul style="list-style-type: none">• Based on core text for the half term – shared by teacher with class either in print or via video• Input for lessons mostly given by teacher on Class Dojo or sometimes using other video resources• Children can record work in homework book or via Class Dojo
Topic	<ul style="list-style-type: none">• Knowledge organiser sent home (see links below)• Links to Oak Academy where appropriate• Resources posted to Class Dojo• Children can record work in homework book or Class DOJO
Science	<ul style="list-style-type: none">• Links to Oak Academy where appropriate or BBC Bitesize – Science skills
Music	<ul style="list-style-type: none">• Oak Academy• Music Teacher will also provide plans
Computing	<ul style="list-style-type: none">• ICT leader will provide plans and cross curricular links
RE	<ul style="list-style-type: none">• Links to Oak Academy where appropriate: Oak Academy• Resources posted to Class Dojo• Narrated PowerPoints – can use resources such as PlanBee/Twinkl to create these• Children can record work in homework book or Class dojo

PSHE	<ul style="list-style-type: none"> • PSHE focus session provided and resourced by teacher • Oak Academy lessons
Art/DT	<input type="checkbox"/> set by teacher via remote learning timetable or via class dojo, will be based on half-termly planning as much as possible but will also take into consideration materials and resources available at home and will be a mixture of researching art and artists as well as creating art
PE	<input type="checkbox"/> videos on YouTube that are appropriate to the current situation eg nothing outdoors if isolating.

Year 2 blended learning overview

Single child isolating until test

A detailed provision pack suitable for Year 2 to be provided by the office

Teacher isolating due to contact

Teach over Class Dojo – stick to class timetable where possible

General provision

- Logins sheet (with all logins and website addresses for BugClub, Purple Mash, Timestable Rockstars stuck in reading records)
- Homework book for recording work
- reading book and home reading record
- **Daily check in with class at the start of the day via Class Dojo**
- work offered follows school timetable as much as is possible
- weekly checking with students via phone call (rota basis e.g. 5 children a day)

Subject	Home Provision
Maths	<ul style="list-style-type: none">• Teacher uploaded videos and resources on Class Dojo• White Rose Maths worksheets and videos uploaded onto Class Dojo (can be printed via the office for those not online)• Links to videos and resources from YouTube or Oak academy at times uploaded to Class Dojo• Text books TBC
Reading	<ul style="list-style-type: none">• Daily reading at home on bug club or home reading books- teacher will set levelled books• Bug Club logins given• Regular story time: Ideally audio and or visual recording of the session by teacher• Weekly comprehension focus for English lessons• Phonics: daily phonics session – Use DFE Letters and Sounds videos on YouTube
Spelling	<ul style="list-style-type: none">• Spelling lists – set by teacher weekly• Send picture of spelling to teacher if possible when completed
Writing	<ul style="list-style-type: none">• Based on core text for the half term – shared by teacher with class either in print or via video• Input for lessons mostly given by teacher on Class Dojo or sometimes using other video resources• Children can record work in homework book or via Class Dojo
Topic	<ul style="list-style-type: none">• Knowledge organiser sent home (see links below)• Links to Oak Academy where appropriate• Resources posted to Class Dojo• Children can record work in homework book or via Class Dojo
Science	<ul style="list-style-type: none">• Links to Oak Academy where appropriate or via BBC Bitesize
Music	<ul style="list-style-type: none">• Oak Academy• Music Teacher will also provide plans
Computing	<ul style="list-style-type: none">• ICT leader will provide plans and cross curricular links
RE	<ul style="list-style-type: none">• Links to Oak Academy where appropriate. Resources posted to Class Dojo• Narrated PowerPoints – can use resources such as PlanBee/Twinkl to create these• Children can record work in homework book or Class dojo
PSHE	<ul style="list-style-type: none">• PSHE focus session provided and resourced by teacher• Oak Academy lessons

Art/DT	<input type="checkbox"/> set by teacher via remote learning timetable or via class dojo, will be based on half-termly planning as much as possible but will also take into consideration materials and resources available at home and will be a mixture of researching art and artists as well as creating art
PE	<input type="checkbox"/> videos on YouTube that are appropriate to the current situation e.g. nothing outdoors if isolating.

Year 3 Remote Learning Overview

Single child isolating until test

Paper pack suitable for Year 3 to be provided by the office – reviewed, updated and changed every half term

Teacher / whole year group bubble isolating due to contact / positive test

General provision

- Logins sheet (with all logins and website addresses) - in children's homework folder and sent home with parent letter
- Homework exercise book for recording work
- Reading book and home reading record
- Daily short video to introduce the work for the day
- Work offered follows school timetable
- Timetable on school website and Google Classroom with links to work - reviewed, updated and changed every half term

Subject	Home Provision
Maths	<ul style="list-style-type: none">• Print relevant fortnight of White Rose Maths sheets and send home with children, uploaded to Google Classroom if isolation continues beyond 14 days• Links to videos and resources uploaded to Google Classroom website• Children to upload completed work to Google Classroom via Google Docs or Forms• Times Tables Rock Stars• Text books TBC
Reading	<ul style="list-style-type: none">• Reading book and home reading record• Bug Club• Daily story time: video recorded of the session (TBC)• Extracts and questions / tasks posted on Google Classroom• Oak Academy units
Spelling	<ul style="list-style-type: none">• Oak Academy units covering spelling patterns• List of key words in each year group
SPaG	<ul style="list-style-type: none">• Oak Academy units
Writing	<ul style="list-style-type: none">• Oak Academy units• Children can record work in homework exercise book or Google Docs submitted on Google Classroom• Text books TBC
Topic	<ul style="list-style-type: none">• Knowledge organiser sent home (see links below)• Links to Oak Academy where appropriate and BBC Bitesize• HEP resources posted to Google Classroom• Children can record work in homework exercise book or Google Docs submitted on Google Classroom
French	<ul style="list-style-type: none">• BBC Bitesize• YouTube links (Rigolo)
Music	<ul style="list-style-type: none">• Oak Academy units• Music Teacher will also provide plans• YouTube links
Computing	<ul style="list-style-type: none">• ICT leader will provide plans and cross curricular links

RE	<ul style="list-style-type: none"> • Oak Academy units • BBC Bitesize • HEP resources posted to Google Classroom • Children can record work in homework exercise book or Google Classroom
PSHE	<ul style="list-style-type: none"> • Oak Academy units
Art/DT	<ul style="list-style-type: none"> • Tasks given with links posted as appropriate (e.g. YouTube)
PE	<ul style="list-style-type: none"> • Exercise routines such as Joe Wicks. Curriculum will depend on whether isolating.

Year 4 Remote Learning Overview

Single child isolating until test

Paper pack suitable for Year 4 to be provided by the office – reviewed, updated and changed every half term

Teacher / whole year group bubble isolating due to contact / positive test

General provision

- Logins sheet (with all logins and website addresses) - in children's homework folder and sent home with parent letter
- Homework exercise book for recording work
- Reading book and home reading record
- Daily short video to introduce the work for the day
- Work offered follows school timetable
- Timetable on school website and Google Classroom with links to work - reviewed, updated and changed every half term

Subject	Home Provision
Maths	<ul style="list-style-type: none">• Print relevant fortnight of White Rose Maths sheets and send home with children, uploaded to Google Classroom if isolation continues beyond 14 days• Links to videos and resources uploaded to Google Classroom website• Children to upload completed work to Google Classroom via Google Docs or Forms• Times Tables Rock Stars• Text books TBC
Reading	<ul style="list-style-type: none">• Reading book and home reading record• Bug Club• Daily story time: video recorded of the session (TBC)• Extracts and questions / tasks posted on Google Classroom• Oak Academy units
Spelling	<ul style="list-style-type: none">• Oak Academy units• List of key words in each year group
SPaG	<ul style="list-style-type: none">• Oak Academy units
Writing	<ul style="list-style-type: none">• Oak Academy units• Children can record work in homework exercise book or Google Docs submitted on Google Classroom• Text books TBC
Topic	<ul style="list-style-type: none">• Knowledge organiser sent home (see links below)• Links to Oak Academy where appropriate and BBC Bitesize• HEP resources posted to Google Classroom• Children can record work in homework exercise book or Google Docs submitted on Google Classroom
French	<ul style="list-style-type: none">• BBC Bitesize• Youtube links (Rigolo)
Music	<ul style="list-style-type: none">• Oak Academy units• Music Teacher will also provide plans• YouTube links
Computing	<ul style="list-style-type: none">• ICT leader will provide plans and cross curricular links
RE	<ul style="list-style-type: none">• Oak Academy units• BBC Bitesize• HEP resources posted to Google Classroom• Children can record work in homework exercise book or Google Classroom

PSHE	<ul style="list-style-type: none"> • Oak Academy units
Art/DT	<ul style="list-style-type: none"> • Tasks given with links posted as appropriate (e.g. Youtube)
PE	<ul style="list-style-type: none"> • Exercise routines such as Joe Wicks. Curriculum will depend on whether isolating.

Year 5 Remote learning overview

Single child isolating until test

Symptomatic provision pack suitable for Year 5 to be provided by the office

General provision

- Logins sheet (with all logins and website addresses stuck in homework book)
- Homework book for recording work
- reading book(s) and home reading record
- Daily contact by teacher regarding learning
- work offered follows school timetable
- Timetable on school website with links to work

Subject	Home Provision
Maths	<ul style="list-style-type: none">• White Rose Maths• Links to videos and resources on uploaded to Google Classroom/website• Children to upload completed work to Google classroom• Times Tables Rock Stars• Text books TBC
Reading	<ul style="list-style-type: none">• Reading book and home reading record• Bug Club• Extracts and questions posted on Google Classroom• BBC Bitesize links• Oak Academy units linked to topic where possible
Spelling	Spelling lists – set by teacher each week
SPaG	Lessons from Oak Academy
Writing	<ul style="list-style-type: none">• Narrated PowerPoints using school-based units• Links to video/PowerPoint stimuli for writing Oak Academy• Children can record work in homework book or Google Classroom• Text books TBC
Topic	<ul style="list-style-type: none">• Knowledge organiser sent home (see links below)• Links to Oak Academy where appropriate• Resources posted to Google Classroom• Children can record work in homework book or Google Classroom
French	Rigalo - Word of the week for En Classe
Music	<ul style="list-style-type: none">• Oak Academy• Music Teacher will also provide plans
Computing	<ul style="list-style-type: none">• Oak Academy & ICT leader will provide plans and cross curricular links
RE	<ul style="list-style-type: none">• Links to BBC Bitesize• Children can record work in homework book or Google Classroom
PSHE	<ul style="list-style-type: none">• Keeping Safe activities linked to various websites including BBC Bitesize
Art/DT	Drawing
PE	Exercise routines such as Joe Wicks. Curriculum will depend on whether isolating.

Year 6 blended learning overview

Single child isolating until test

Symptomatic provision pack suitable for Year 5 to be provided by the office

Teacher isolating due to contact

Teach over Google Meets – stick to class timetable where possible

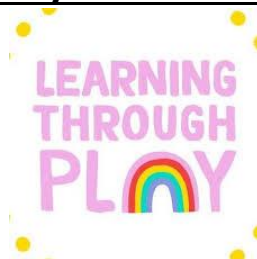
General provision

- Logins sheet (with all logins and website addresses)
- Homework book for recording work
- reading book and home reading record
- **Daily update for learning by teacher**
- work offered follows school timetable
- school website includes links to work

Subject	Home Provision
Maths	<ul style="list-style-type: none">• Print relevant fortnight of White Rose Maths sheets and send home with children (uploaded to GC if isolation continues beyond 14 days)• Links to videos and resources uploaded to Google Classroom/website• Children to upload completed work to Google classroom/complete in provided exercise books if more appropriate (e.g. column addition etc.)• Times Tables Rock Stars• Text books TBC
Reading	<ul style="list-style-type: none">• Reading book and home reading record• Bug Club• Extracts and questions posted on Google Classroom for reading comprehension (using forms/quiz)• Oak Academy units: Mary Anning by K Barnham, The Blitz Survivor Stories
Spelling	Spelling lists – set by teacher from year 5/6 spelling common exception words and spelling rules <ul style="list-style-type: none">• Oak Academy
SPaG	□ Oak Academy
Writing	Oak Academy writing unit: School Uniform – Persuasive Writing (Covers 2 week period) Text books TBC
Topic	<ul style="list-style-type: none">• Knowledge organiser sent home (see links below)• Links to Oak Academy where appropriate• Resources posted to Google Classroom including questions linked to visual resources• BBC class clips• Children can record work in homework book or Google Classroom
French	<ul style="list-style-type: none">• BBC class clips• May be able to link Rigolo sheets to above. These can be posted on Google Classroom and children could respond in the homework book.
Music	<ul style="list-style-type: none">• Oak Academy• Music Teacher will also provide plans•
Computing	<ul style="list-style-type: none">• ICT leader will provide plans and cross curricular links
RE	<ul style="list-style-type: none">• Links to Oak Academy where appropriate• BBC class clips• Questions set by teacher• Resources posted to Google Classroom• Children can record work in homework book or Google Classroom
PSHE	<ul style="list-style-type: none">• Oak Academy
Art/DT	<ul style="list-style-type: none">• BBC class clips• Teacher created PPTs
PE	<ul style="list-style-type: none">• Exercise routines such as Joe Wicks. Curriculum will depend on whether isolating.

Appendix 2

Nursery Home Learning



Our Ethos in the Early Years at Garfield is that children learn best when learning through their own play and interests. Please follow what your child enjoys in their play and you can join in and extend their learning through talk and modelling different concepts of thinking.

The Early Years Foundation Stage

The **prime** areas of learning for Nursery are **Communication and Language**, **Personal, Social and Emotional Development** and **Physical Development**. Children should mostly develop the 3 prime areas first. These prime areas are those most essential for your child's healthy development and future learning.

As children grow, the prime areas will help them to develop skills in 4 specific areas: **Literacy**, **Mathematics**, **Understanding the world** and **Expressive arts and design**. All the fun activities that you do with your child at home are important in supporting your child's learning and development. Even when your child is very young and not yet able to talk, talking to them helps them to learn and understand new words and ideas.

The Prime Areas:



Children's play helps them to develop their processes of learning and talking to them during this time gives you the opportunity to model language and introduce your child to new vocabulary.


Supporting your child's communication and language.

- Pay attention to what your child is interested in and show interest.
- Slow down your speaking rate to give your child time to process what you are saying.
- Try talking to your child at a slightly higher level than what they are producing.
- Pause, this will give your child time to respond.
- Wonder out loud. "I wonder how far the car will go if I push it" This invites your child to make a prediction or allows you to expand with "Let's see."
- Sing songs and rhymes with your child.
- Make reading as interesting as possible – using fun voices, facial expressions etc.



Ways to support your child's PSED:

- Do simple activities together such as rolling a ball back and forth, building a tower together or dancing.
- Model being kind and caring towards others and encourage your child to mirror similar behaviour.
- Give opportunities for your child to have a choice eg: different vegetables/fruits at snack time.
- Talk about any problems they encounter and explore how to solve the problem.
- Encourage your child to talk about their likes and dislikes.
- Give your child clear, simple and consistent boundaries.
- Narrate other people's feelings.



Physical development is about strengthening the whole body to be able to run, jump, hop, climb, ride a bike and hold a pencil.

There are many benefits including developing independence and social skills, helping children to identify and understand risk, increases wellbeing by interacting with nature, encourages healthy and active lifestyles and develops imagination, inventiveness and resourcefulness.

Ways to support gross motor development:

- Encourage your child to walk up and downstairs, holding onto the rail to support them.
- Playing chasing games such as stuck in the mud to encourage changing direction and speed.
- Simple throwing and catching games.
- Using paintbrushes and large pieces of paper.
- Using chalk on the pavement to draw big lines and circles to develop arm muscles.
- Balancing competitions eg: who can stand on one leg the longest.

Ways to support fine motor development:

- Model how to snip paper using scissors and then provide your child with child-friendly scissors.
- Provide plenty of opportunities to paint, draw and colour to develop early fine motor skills.
- Write your child's name in a light colour and encourage them to trace the letters.

Physical development is also about health and self-care. You can help your child by encouraging them to become more independent in their personal care at home.

- Putting on and taking off their own coat.
- Zipping up own coat.
- Taking off and putting own shoes on.
- Using a knife, fork and spoon.
- Wiping own nose.

The Specific Areas:



Reading:

Please read to your child every day and choose a range of different story books.

- Encourage your child to talk about the front cover, title and pictures.
- Help them look for words that are repeated throughout the story.
- Talk about what has happened in the story and encourage your child to retell the story once you have finished reading.
- Encourage your child to turn the pages and follow the text with their finger.
- Talk about what might happen next in the story.
- Link the story to their own experiences.

Writing:

Please encourage your child to mark make with a range of different materials.


- Pencils, crayons, pens.
- Chalk.
- Painting.
- Water and brushes outside on the pavement.
- Salt in a tray.



Nursery Rhymes and counting songs are a fun way to develop your child's mathematical skills. You can access our Nursery rhyme booklet or you can sing your own.

Other ways you can support your child:

- Encourage number recognition games such as matching games.
- Explore different ways of representing numbers such as spots on a dice or fingers on a hand.
- Look for numbers in the environment – bus numbers, phone numbers, car number plates etc.
- Encourage your child to point to and move each object as they count.
- Talk about different 2D shapes, you can use the environment around you to help you.
- Model talking about the shapes – how many sides, corners they have etc.
- Measuring activities – which is the tallest? Which bucket can hold the most sand?



Supporting your child's understanding of the world:

- Talk about the different occupations of your friends and family.
- Talk to your child about their friends and how they are different to them.
- Use photographs to talk about past events like celebrations.
- Look at books or pictures of people from around the world, discuss similarities and differences between different cultures.
- Encourage your child to ask questions about the world around them.
- Provide opportunities for first hand experiences with animals and nature.
- Talk about changes in the weather and seasons.
- Model being kind and caring towards the environment.
- Talk about the different types of technology in the home and what they are used for.



Ideas to support your child:

- Support and encourage sensory and messy play.
- Introduce simple crafts and allow them to explore.
- Encourage use of different materials.
- Play music regularly and introduce instruments.
- Encourage your child with rhymes and songs that are repetitive and involve lots of actions.
- Role play with your child – shops, stories, occupations.
- Talk to your child about their creative processes.

Here is a recommended timetable for children in Nursery

At this age it is best to do any adult planned activities in short bursts for around 10 minutes at a time.

Children learn best through their play, please join their play and follow their lead.

	<u>The Prime Areas:</u> Personal, Social and Emotional Development Communication and Language Physical Development <u>The Specific Areas:</u> Expressive Arts and Design Understanding the World	<u>Reading/Writing</u> (Also part of the Specific Areas)	<u>Maths</u> (Also part of the Specific Areas)
Monday	Pick a skill to focus on from our ethos above. Pick activity from Garfield bingo activity worksheet (below) Support your child's Communication and Language through each activity as well as through their play.	Choose a story or encourage your child to choose a book for you to read to them. Remember to encourage them to talk about what they have heard. Phase One Phonics: Listening Skills – Environmental Sounds https://www.youtube.com/watch?v=71HQW6TxRGw	Spend time singing songs and rhymes from the Nursery song booklet. Choose a Maths based idea from the ethos above or the Garfield bingo sheet below. Practice counting up to 20 https://www.youtube.com/watch?v=_MVzXKfr6e8
Tuesday	Pick a skill to focus on from our ethos above. Pick activity from Garfield bingo activity worksheet (below) Support your child's Communication and Language through each activity as well as through their play.	Choose a story or encourage your child to choose a book for you to read to them. Remember to encourage them to talk about what they have heard. Phase One Phonics: Listening Skills – Animal Sounds https://www.youtube.com/watch?v=FXKIZCu6GmQ	Spend time singing songs and rhymes from the Nursery song booklet. Choose a Maths based idea from the ethos above or the Garfield bingo sheet below. Practice counting up to 20 https://www.youtube.com/watch?v=_MVzXKfr6e8
Wednesday	Pick a skill to focus on from our ethos above. Pick activity from Garfield bingo activity worksheet (below) Support your child's Communication and Language through each activity as well as through their play.	Choose a story or encourage your child to choose a book for you to read to them. Remember to encourage them to talk about what they have heard. Phase One Phonics: Listening Skills – Body Percussion https://www.youtube.com/watch?v=QqBHPT5uTP8	Spend time singing songs and rhymes from the Nursery song booklet. Choose a Maths based idea from the ethos above or the Garfield bingo sheet below. Practice counting up to 20 https://www.youtube.com/watch?v=_MVzXKfr6e8

Thursday	<p>Pick a skill to focus on from our ethos above.</p> <p>Pick activity from Garfield bingo activity worksheet (below)</p> <p>Support your child's Communication and Language through each activity as well as through their play.</p>	<p>Choose a story or encourage your child to choose a book for you to read to them. Remember to encourage them to talk about what they have heard.</p> <p>Phase One Phonics: Listening Skills – Rhythm and Rhyme https://www.youtube.com/watch?v=1KHrgXrlyH8 </p>	<p>Spend time singing songs and rhymes from the Nursery song booklet.</p> <p>Choose a Maths based idea from the ethos above or the Garfield bingo sheet below.</p> <p>Practice counting up to 20 https://www.youtube.com/watch?v= MVzXKfr6e8 </p>
Friday	<p>Pick a skill to focus on from our ethos above.</p> <p>Pick activity from Garfield bingo activity worksheet (below)</p> <p>Support your child's Communication and Language through each activity as well as through their play.</p>	<p>Choose a story or encourage your child to choose a book for you to read to them. Remember to encourage them to talk about what they have heard.</p> <p>Phase One Phonics: Listening Skills – Voice Sounds https://www.youtube.com/watch?v=g8u84XGhRgo </p>	<p>Spend time singing songs and rhymes from the Nursery song booklet.</p> <p>Choose a Maths based idea from the ethos above or the Garfield bingo sheet below.</p> <p>Practice counting up to 20 https://www.youtube.com/watch?v= MVzXKfr6e8 </p>

Use outdoor resources to make an artistic picture.



Bake a cake

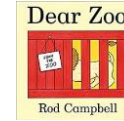


Measure ingredients and talk about textures and changes

Have fun counting the things around your home – socks, toys, windows, doors.



Read 'Dear Zoo' or listen to the story on YouTube <https://www.youtube.com/watch?v=rudDGRQ9QGA>



Can you retell the story? Can you make the animal sounds?

Create a picture of your family. You can use anything you like – draw, paint, playdough etc.



Use recycled materials to create a toy



Build a den using blankets.



Find three soft toys, can put them in order from biggest to smallest. Encourage your child to talk about the size. 'Which one is the biggest?' etc.



Create your own toy shop at home using real objects and toys- you can even make your own money



Make your own paint:

Never buy paint for kids!! Paint- 1 cup salt, 1 cup flour, 1 cup water, food coloring. Share with your friends so they can make it too! :)



Make a repeating pattern, you can do this in different ways - finger painting, using toy cars, drawing and painting.



Use pots and pans (or anything else) to make music at home.




Make bubble snakes



<https://www.persil.com/uk/dirt-is-good/arts-crafts/blowing-bubbles-making-bubble-snakes.html>

Read a story of your choice.



Can you retell the story?

Go on a letter hunt

Write letters down on paper or cardboard, cut them out and hide them around the house or garden. The first person to find all and say the sound along with a word that matches wins.



Practise counting on fingers – how far can you get?



Reception Home Learning



Our Ethos in the Early Years at Garfield is that children learn best when learning through their own play and interests.

Please follow what your child enjoys in their play and you can join in and extend their learning through talk and modelling different concepts of thinking.

The **prime** areas of learning for Nursery are **Communication and Language**, **Personal, Social and Emotional Development** and **Physical Development**. Children should mostly develop the 3 prime areas first. These prime areas are those most essential for your child's healthy development and future learning.

As children grow, the prime areas will help them to develop skills in 4 specific areas: **Literacy**, **Mathematics**, **Understanding the world** and **Expressive arts and design**.

All the fun activities that you do with your child at home are important in supporting your child's learning and development. Even when your child is very young and not yet able to talk, talking to them helps them to learn and understand new words and ideas.

The Prime Areas:



Children's play helps them to develop their processes of learning and talking to them during this time gives you the opportunity to model language and introduce your child to new vocabulary.


Supporting your child's communication and language.

- Pay attention to what your child is interested in and show interest.
- Slow down your speaking rate to give your child time to process what you are saying.
- Try talking to your child at a slightly higher level than what they are producing.
- Pause, this will give your child time to respond.
- Wonder out loud. "I wonder how far the car will go if I push it" This invites your child to make a prediction or allows you to expand with "Let's see."
- Sing songs and rhymes with your child.
- Make reading as interesting as possible – using fun voices, facial expressions etc.



Ways to support your child's PSDE:

- Do simple activities together such as rolling a ball back and forth, building a tower together or dancing.
- Model being kind and caring towards others and encourage your child to mirror similar behaviour.
- Give opportunities for your child to have a choice eg: different vegetables/fruits at snack time.
- Talk about any problems they encounter and explore how to solve the problem.
- Encourage your child to talk about their likes and dislikes.
- Give your child clear, simple and consistent boundaries.
- Narrate other people's feelings.



Physical development is about strengthening the whole body to be able to run, jump, hop, climb, ride a bike and hold a pencil.

There are many benefits including developing independence and social skills, helping children to identify and understand risk, increases wellbeing by interacting with nature, encourages healthy and active lifestyles and develops imagination, inventiveness and resourcefulness.

Ways to support gross motor development:

- Encourage your child to walk up and downstairs, holding onto the rail to support them.
- Playing chasing games such as stuck in the mud to encourage changing direction and speed.
- Simple throwing and catching games.
- Using paintbrushes and large pieces of paper.
- Using chalk on the pavement to draw big lines and circles to develop arm muscles.
- Balancing competitions eg: who can stand on one leg the longest.

Ways to support fine motor development:

- Model how to snip paper using scissors and then provide your child with child-friendly scissors.
- Provide plenty of opportunities to paint, draw and colour to develop early fine motor skills.
- Write your child's name in a light colour and encourage them to trace the letters.

Physical development is also about health and self-care. You can help your child by encouraging them to become more independent in their personal care at home.

- Putting on and taking off their own coat.
- Zipping up own coat.
- Taking off and putting own shoes on.
- Using a knife, fork and spoon.
- Wiping own nose.

The Specific Areas:



Reading:

Please read to your child every day and choose a range of different story books.

- Encourage your child to talk about the front cover, title and pictures.
- Explain the difference between fiction and nonfiction books
- Help them look for words that are repeated throughout the story.
- Talk about what has happened in the story and encourage your child to retell the story once you have finished reading.
- Encourage your child to turn the pages and follow the text with their finger.
- Talk about what might happen next in the story.
- Link the story to their own experiences.
- Encourage them to sound out words using their phonics and blend them together
- Show them finger spaces and full stops

Writing:

Please encourage your child to mark make with a range of different materials. This will help build their fine motor skills so they can begin to write.


- Pencils, crayons, pens.
- Chalk.
- Painting.
- Water and brushes outside on the pavement.
- Salt in a tray.
- Play initial sound games e.g. I spy with my little ear something starting with P (Pig)
- Encourage them to form letters correctly
- Practise writing their name with them
- When they begin phonics encourage them to write short words and simple sentences



Nursery Rhymes and counting songs are a fun way to develop your child's mathematical skills. You can access our Nursery rhyme booklet or you can sing your own.

Other ways you can support your child:

- Encourage number recognition games such as matching games.
- Explore different ways of representing numbers such as spots on a dice or fingers on a hand.
- Look for numbers in the environment – bus numbers, phone numbers, car number plates etc.
- Encourage your child to point to and move each object as they count.
- Talk about different 2D shapes, you can use the environment around you to help you.
- Model talking about the shapes – how many sides, corners they have etc.
- Measuring activities – which is the tallest? Which bucket can hold the most sand?
- Practise matching numerals and quantities correctly
- Practise counting one more than a given number
- Modelling how to add up small quantities



Supporting your child's understanding of the world:

- Talk about the different occupations of your friends and family.
- Talk to your child about their friends and how they are different to them.
- Use photographs to talk about past events like celebrations.
- Look at books or pictures of people from around the world, discuss similarities and differences between different cultures.
- Encourage your child to ask questions about the world around them.
- Provide opportunities for first hand experiences with animals and nature.
- Talk about changes in the weather and seasons.
- Model being kind and caring towards the environment.
- Talk about the different types of technology in the home and what they are used for.



Ideas to support your child:

- Support and encourage sensory and messy play.
- Introduce simple crafts and allow them to explore.
- Encourage use of different materials.
- Play music regularly and introduce instruments.
- Encourage your child with rhymes and songs that are repetitive and involve lots of actions.
- Role play with your child – shops, stories, occupations.
- Talk to your child about their creative processes.

Here is a recommended timetable for children in Reception





	Reading/Phonics	Maths	<u>Other areas of learning:</u> Understanding the world Physical development Expressive Arts And Design Personal social emotional development
Monday	<p>Daily phonics planning https://www.phonicsplay.co.uk/assets/resources/public/pdfs/phase2-planning.pdf</p> <p>DFE daily phonics teaching https://wandleenglishhub.org.uk/lettersandsounds Episode of Alpha Blocks (Twice a week) https://www.bbc.co.uk/cbeebies/shows/alphablocks</p> <p>Bug Club (read for at least 20 minutes every day) https://www.activelearnprimary.co.uk</p>	<p>Creative family maths activities (one per day) https://family.co/blog/inspiration/10-creative-early-years-maths-activities/</p> <p>https://www.bbc.co.uk/programmes/b006mhcr/episodes/guide (twice a week)</p> <p>Count to 100 everyday https://www.youtube.com/watch?v=0TgLf3PMOc</p>	<p>Pick activity from Garfield bingo activity worksheet (below) Pick activity from home learning pack</p>
Tuesday	<p>Daily phonics planning https://www.phonicsplay.co.uk/assets/resources/public/pdfs/phase2-planning.pdf</p> <p>DFE daily phonics teaching https://wandleenglishhub.org.uk/lettersandsounds</p>	<p>Creative family maths activities (one per day) https://family.co/blog/inspiration/10-creative-early-years-maths-activities/</p> <p>https://www.bbc.co.uk/programmes/b006mhcr/episodes/guide (twice a week)</p>	<p>Pick activity from Garfield bingo activity worksheet</p> <p>Pick activity from home learning pack</p>

	<p>Bug Club (read for at least 20 minutes every day) https://www.activelearnprimary.co.uk</p>	<p>Count to 100 everyday https://www.youtube.com/watch?v=0TgLf3PMOc</p>	
Wednesday	<p>Daily phonics planning https://www.phonicsplay.co.uk/assets/resources/public/pdfs/phase2-planning.pdf</p> <p>DFE daily phonics teaching https://wandleenglishhub.org.uk/lettersandsounds</p> <p>Bug Club (read for at least 20 minutes every day) https://www.activelearnprimary.co.uk</p>	<p>Creative family maths activities (one per day) https://family.co/blog/inspiration/10-creative-early-years-maths-activities/</p> <p>https://www.bbc.co.uk/programmes/b006mhcr/episodes/guide (twice a week)</p> <p>Count to 100 everyday https://www.youtube.com/watch?v=0TgLf3PMOc</p>	<p>Pick activity from Garfield bingo activity worksheet</p> <p>Pick activity from home learning pack</p>
Thursday	<p>Daily phonics planning https://www.phonicsplay.co.uk/assets/resources/public/pdfs/phase2-planning.pdf</p> <p>DFE daily phonics teaching https://wandleenglishhub.org.uk/lettersandsounds</p> <p>Bug Club (read for at least 20 minutes every day) https://www.activelearnprimary.co.uk</p>	<p>Creative family maths activities (one per day) https://family.co/blog/inspiration/10-creative-early-years-maths-activities/</p> <p>https://www.bbc.co.uk/programmes/b006mhcr/episodes/guide (twice a week)</p> <p>Count to 100 everyday https://www.youtube.com/watch?v=0TgLf3PMOc</p>	<p>Pick activity from Garfield bingo activity worksheet</p> <p>Pick activity from home learning pack</p>
Friday	<p>Daily phonics planning https://www.phonicsplay.co.uk/assets/resources/public/pdfs/phase2-planning.pdf</p> <p>DFE daily phonics teaching https://wandleenglishhub.org.uk/lettersandsounds</p> <p>Bug Club (read for at least 20 minutes every day) https://www.activelearnprimary.co.uk</p>	<p>Creative family maths activities (one per day) https://family.co/blog/inspiration/10-creative-early-years-maths-activities/</p> <p>https://www.bbc.co.uk/programmes/b006mhcr/episodes/guide (twice a week)</p> <p>Count to 100 everyday https://www.youtube.com/watch?v=0TgLf3PMOc</p>	<p>Pick activity from Garfield bingo activity worksheet</p> <p>Pick activity from home learning pack</p>


Take a look at some fun resources from :<https://outdoorclassroomday.com/resources/>

<p>Use outdoor resources to make an artistic picture.</p> 	<p>Bake a cake</p>  <p>Measure ingredients and talk about textures and changes</p>	<p>Draw and colour the Garfield Logo writing 'stay safe' put it in your window and take a picture</p> 	<p>Write words with these sounds inside:</p> <table border="1"><tr><td>a</td><td>t</td><td>s</td></tr><tr><td>p</td><td>n</td><td>i</td></tr></table>	a	t	s	p	n	i
a	t	s							
p	n	i							
<p>Draw a picture of our classroom and school</p> 	<p>Use recycled materials to create a toy</p> 	<p>Draw pictures of your daily routine e.g. wake up, brush teeth, have breakfast</p> 	<p>Use resources in home to create your favourite book character</p> 						
<p>Create your own toy shop at home using real objects and toys- you can even make your own money</p> 	<p>Make your own paint:</p> <p>Never buy paint for kids!! Paint- 1 cup salt, 1 cup flour, 1 cup water, food coloring. Share with your friends so they can make it too! :)</p> 	<p>Logon to ICT game and play shark numbers- count how many cubes and match it with the correct number.</p> <p>www.ictgames.com</p> 	<p>Use pots and pans (or anything else) to make music at home</p> 						
<p>Make bubble snakes</p>  <p>https://www.persil.com/uk/dirt-is-good/arts-crafts/blowing-bubbles-making-bubble-snakes.html</p>	<p>Read a story</p> 	<p>Go on a letter hunt</p> <p>Write letters down on paper or cardboard, cut them out and hide them around the house or garden. The first person to find all and say the sound along with a word that matches wins.</p> 	<p>Create a salt tray and practise forming your letters (alphabet)</p> 						





	Maths	English	Phonics	Other Subject Link to MTP
Monday	'I spy' Counting. Watch this video which shows counting to 10. https://vimeo.com/452573080 How many of each can you find in your house? How many chairs? How many spoons? How many beds? How many plates? How many cups? Etc. Can you make a set of ten first and then count on?	Reading Read the book Harry and the Bucket full of Dinosaurs. https://www.youtube.com/watch?v=uWoopkMgIqM Make a list of things that you would like in your favourite bucket of toys. 	https://www.youtube.com/watch?v=WOuGr6z2H2KNHY2HITC9jV0a65ED0aD2Ry&index=19	Science Animals, including humans Can they name the parts of the human body that they can see? Can they name some parts of the human body that cannot be seen? Can they draw & label basic parts of the human body?
Tuesday	Numbers recognition. https://vimeo.com/455209097 Get a grown up to tell you/write down a number up to 20. Can you find that many objects? Play the game several times. Eg. Get 12 things from your room. Can you count them to check?	Reading Draw your own bucket of toys and label each item in it. Can you write a sentence why you have chosen these toys? Remember to use your phonics, capital letters, full stops and finger spaces. 	https://www.youtube.com/watch?v=11IJe2qd6T8&list=PLuGr6z2H2KNHY2HITC9jV0a65ED0aD2Ry&index=18	RE Do you know the story of Diwali? Watch this video and name 2 characters from the story? https://www.youtube.com/results?search_query=rama+and+sita+story+ks1
Wednesday	Number formation. Watch this video about forming your numbers correctly. https://www.youtube.com/watch?v=DzKqCmjVXLI Can you use the attached sheet to practice your number formation to 20?	Instructions. Instructions give you information of how something is done. Harry followed these instructions to wash his dinosaurs .Can you read these instruction in the order that Harry completed them https://www.youtube.com/watch?v=uWoopkMgIqM	https://www.youtube.com/watch?v=5OnCKnKlgWc&list=PLuGr6z2H2KNHY2HITC9jV0a65ED0aD2Ry&index=17	Topic Can you ask all the grown ups in your family what toy they used to play with when they were little? Can you draw a picture of their favourite toy and your favourite toy?
Thursday	Missing numbers. Watch this video about missing numbers. https://vimeo.com/454749444 Can you fill in the missing number on the missing number sheet?	Instructions Can you write instructions about how you would wash one of your own toys? Remember to number each step of your instruction carefully. 	https://www.youtube.com/watch?v=HsMd7A0tvkQ&list=PLuGr6z2H2KNHY2HITC9jV0a65ED0aD2Ry&index=16	PE insert a video of yoga or PE with Joe Wicks https://www.youtube.com/watch?v=X655B4ISakg https://www.youtube.com/watch?v=mhHY8mQQ5eo
Friday	Number Line. Watch this video to learn about number lines: https://vimeo.com/459320928 Can you use pen and paper to make your own number line at home from 0 to 20? 	Instructions Can you put these pictures for washing your hands in the correct order?	https://www.youtube.com/watch?v=VIBRJ0acxoA&list=PLuGr6z2H2KNHY2HITC9jV0a65ED0aD2Ry&index=15	Music Lie down somewhere comfortable and close your eyes. What sounds can you hear around you? Maybe you could open a window with a grown up (Careful, don't do that by yourself!). What sounds were there?




	Maths	English	Phonics	Other Subject Link to MTP
Monday	Learning Ordinal Numbers. Watch this video https://vimeo.com/460142990 Can you use the attached sheet and answer the questions?	Writing Instructions Write a sentence next to each picture showing you how to wash your hands. 	https://www.youtube.com/watch?v=81IbEoW_ELU&list=PLuGr6z2H2KNHY2HITC9jV0a65ED0aD2Ry&index=14	Science Can they distinguish between an object and the material from which it is made? Can they name some different everyday materials? e.g. wood, plastic, metal, water Material hunt around your home. Can they explain what material the objects are made from?
Tuesday	Finding one more. https://vimeo.com/455207378 Can you watch this video about finding one more and then solve the tasks on the sheet attached? Can you find one more of bigger numbers by yourself?	Writing Instructions Read the book 'Grow a flower' In Bug Club. Have a look at the steps for growing a flower and complete the worksheet.	https://www.youtube.com/watch?v=v7lw2AnMDW8&list=PLuGr6z2H2KNHY2HITC9jV0a65ED0aD2Ry&index=13	RE Explore the story of Diwali through images. Rangoli patterns – why are they important around the time of Diwali? Can you colour in your own Rangoli pattern. https://www.bestcoloringpagesforkids.com/rangoli-coloring-pages.html
Wednesday	Finding one less. https://vimeo.com/455207567 Can you watch this video about finding one less and then solve the tasks on the sheet attached? Can you find one less of bigger numbers by yourself?	Writing Instructions Write sentences to go with your pictures. (please see previous lesson). Remember instructions start with a bossy verb. For example. Cut, mix, make, fold, put.	https://www.youtube.com/watch?v=CChBF2ECcMQ&list=PLuGr6z2H2KNHY2HITC9jV0a65ED0aD2Ry&index=12	Topic Can you ask a grown up what material their toys were made of? Do you know what material your toy is made out of? Can you label what materials they are?
Thursday	Mental Maths Practise counting in 2s, 5s and 10s Practise by singing this song: https://vimeo.com/30786453	Writing Instructions Choose a game to play with someone and home. For example – hide and seek, snakes and ladders, lego. Now play the game with someone. Think very carefully how you played the game	https://www.youtube.com/watch?v=Hpau8hsXQUQ&list=PLuGr6z2H2KNHY2HITC9jV0a65ED0aD2Ry&index=11	PE See if you can practise the following: 10 star jumps 10 push ups and 10 jumps standing on the spot.
Friday	Number bonds to 10. Revision. Find 10 objects at home. How can you split them into two groups so they make 10? How many other ways can you find to split them? Here is a video about number bonds and different ways to represent them. https://vimeo.com/463894279 Can you record your answers from your activity?	Writing Instructions Can you write instruction to tell you teacher how to play the game? Remember to number your instruction 1-5 Remember to put the instructions in the correct order. Read and check your work to make sure the instructions make sense.	https://www.youtube.com/watch?v=ZG30Wv377SA&list=PLuGr6z2H2KNHY2HITC9jV0a65ED0aD2Ry&index=10	Music / Art Listen to your favourite piece of music or song and draw what comes to mind when you listen to it.



	Maths	English	Phonics	Other Subject Link to MTP
Day 1	Ordinal numbers An ordinal number is a number that tells you the position of something in a list, such as 1 st , 2 nd 3 rd , 4 th etc. Take 10 small objects and line them up. Can you count along the line using ordinal numbers? You could send us a photo on Class Dojo! Watch this video and answer the questions https://vimeo.com/460142990 . Complete the worksheets.	'Henry Finch' Book introduction  Look at the book cover. Who is the author? Who is the illustrator? What can you see? What might happen in the story?	ay – play https://www.youtube.com/watch?v=v43jl0re5O&list=PLuGr6z2H2KNE3ABRJaKoQWlirXvxCUhg-&index=19 Can you write 5 words with the ay sound? Can you choose 2 word and write 2 sentences?	Science This half term, we will be learning about materials. We have allocated you the book 'Materials' Bug Club for you to read. Can you name some materials? Can you make a poster showing us what you have found out from reading the book? What materials are there? What are they like? What other information have you found out?
Day 2	Place value – tens and ones A 2 digit number is made up of tens and ones. Watch this video to revise tens and ones. https://vimeo.com/453417247 How many tens and ones are in the following numbers? 13, 37, 28, 71, 50, 62, 73 For example in 25 there are 2 tens and 5 ones. Challenge: Complete the worksheets.	Clarifying Vocabulary As we are about to read this book, there are some words we will need to know and we are going to ask you to look them up and write down on the attached sheet what they mean. Use a dictionary or an online dictionary: thought finch beast racket	a-e – cake https://www.youtube.com/watch?v=zqRwr4hjTfI&list=PLuGr6z2H2KNE3ABRJaKoQWlirXvxCUhg-&index=18 Can you write 5 words with the a-e sound? Can you choose 2 words and write 2 sentences?	Ecology What is climate change? Read the PowerPoint and discuss what you have learnt with a grown up. Create a poster explaining how we can help and how we can look after our Earth.
Day 3	Place value – 10p and 1p Another way of representing tens and ones is by using 10p and 1p coins. Can you make the given amounts using 10p and 1p coins? To make 13p, I would use one 10p coin and three 1p coins. Complete the worksheet attached. Draw the coins you would need.	Making Predictions https://www.youtube.com/watch?v=oIYWb7ZR-FQ Watch the story until you get to the bit that says 'He had a thought and he heard it' (2mins 20sec). Imagine you are the finch and you never had a thought. What would it be like not to have thoughts of your own? What would your first thought be? Draw Henry with a thought bubble thinking his first thought.	ea – sea https://www.youtube.com/watch?v=U3iCKAosdSs&list=PLuGr6z2H2KNE3ABRJaKoQWlirXvxCUhg-&index=17 Can you write 5 words with the ea sound? Can you choose 2 words and write 2 sentences?	Topic This half term, we are learning about important people in the history of flight. Look at the PowerPoint of Amy Johnson and read her story. Can you draw a picture of Amy Johnson in her aeroplane and write 5 facts around her that you have learnt? If you want to research some more, you could find out about the Wright Brothers.
Day 4	10 more and 10 less Watch the video on 10 more 10 less. https://vimeo.com/464192071 What do you notice? Remember the tens change and the ones stay the same. Complete the worksheet by finding 10 more and 10 less than the number in the robot's tummy. There is a hundred square on the next page if you need some help.	Understanding thoughts and feelings https://www.youtube.com/watch?v=oIYWb7ZR-FQ Watch the story until you get to the bit that says 'I could be great, thought Henry' (3mins 09secs). What are the first 5 thoughts he has?	e – me https://www.youtube.com/watch?v=TUYIbSQbgXQ&list=PLuGr6z2H2KNE3ABRJaKoQWlirXvxCUhg-&index=16 Can you write 5 words with the e sound? Can	PE Use Joe Wicks' kids beginners workout video or think of your own exercises to do for 10 minutes. https://www.youtube.com/watch?v=mhHY8mOQ5eo&list=PLyCLOPd4VxBvPHOpzoEk5onAEbq40g2-k&index=2

		<p>Look at the attached pictures and write them down</p> 	<p>you choose 2 words and write 2 sentences?</p>	
Day 5	<p>Number bonds to 20 and 100.</p> <p>Can you write down all the different ways to make 20?</p> <p>Can you write down all the different ways to make 100? Use your number bond to 10 knowledge to help you with this. There is also a video you can watch to remind you.</p> <p>https://vimeo.com/463016488</p>	<p>Comprehension</p> <p>https://www.youtube.com/watch?v=oIYWb7ZR-FQ</p> <p>Read up to the bit where Henry is inside the beast's tummy (4mins 28secs). Can you answer 3 questions about this bit?</p> <ol style="list-style-type: none"> 1. What was it like inside the beast's tummy? 2. What was Henry thinking inside the beast's tummy? Write down 2-3 thoughts he had. 3. What do you think Henry thinks will happen to him inside the beast's tummy? Look at the pictures to help you with this answer. 	<p>Review of the week</p> <p>https://www.youtube.com/watch?v=5DZbgNOujfQ&list=PLuGr6z2H2KNE3ABRJaKoQWlirXvxCUhg-&index=15</p> <p>Can you read these alien words?</p> <p>shray, frake, bleast, chate, sheaker</p>	<p>Music</p> <p>Finding the pulse</p> <p>In this lesson, you will be learning about pulse and how to find it in a piece of music. You will practise tapping the pulse along to a piece of music and compose your own body percussion pulse pattern.</p> <p>https://classroom.thenational.academy/lessons/finding-the-pulse-6tgkae</p>



	Maths	English	Phonics	Other Subject Link to MTP
Day 6	<p>Adding 20 and 30 to any number</p> <p>When we add a multiple of 10 to any number, the tens change and the ones stay the same. The tens will get bigger because we are adding. When we are adding 20, we are adding two tens to the number and when we are adding 30 we are adding three tens to the number. Watch this video https://vimeo.com/464237963</p> <p>Can you add 20 and 30 to these numbers? Set it out as a sum for example $12 + 20 = 32$ and $12 + 30 = 42$.</p> <p>6, 8, 11, 14, 20, 27, 31, 43, 57</p>	<p>Descriptions</p> <p>https://www.youtube.com/watch?v=oIYWb7ZR-FQ Listen up to bit that says 'Henry was quiet. He listened.' (5mins 27secs). Describe what it is like inside the Beast's tummy. What can you hear? See? Smell? Can you draw it and label it with descriptive phrases? Think about what the beast might have eaten before – there are clues in the picture.</p> 	<p>ie – pie</p> <p>https://www.youtube.com/watch?v=4gUXIOEOtU&list=PLuGr6z2H2KNE3ABRJaKoQWilrXvxCUhg-&index=15</p> <p>Can you write 5 words with the ie sound?</p> <p>Can you choose 2 word and write 2 sentences?</p>	<p>Science</p> <p>Remember the materials you learnt about last week? What can you find in your house that is made from these materials? Go on a material hunt around your home. You could draw and label the name of the item and tell us what material it is made from. Challenge: What does it feel like?</p>
Day 7	<p>Subtracting 20 and 30 from any number</p> <p>When we subtract a multiple of 10 from any number, the tens change and the ones stay the same. The tens will get smaller because we are subtracting. When we are subtracting 20, we are taking away two tens from the number and when we are subtracting 30 we are taking away three tens from the number. Watch this video https://vimeo.com/464237963</p> <p>Can you subtract 20 and 30 from these numbers? Set it out as a sum for example $34 - 20 = 14$ and $34 - 30 = 4$.</p> <p>31, 38, 52, 45, 64, 73, 86</p>	<p>Empathising with a Character</p> <p>https://www.youtube.com/watch?v=oIYWb7ZR-FQ Listen to the next bit of the story beast's thoughts.' (pause at 5mins 42secs).</p> <p>Think about why the beast ate Henry and the other creatures? Can you pretend to be the beast and use the sheet attached to write the beast's thoughts? Remember, the beast has to feed a family!</p>	<p>i-e – time</p> <p>https://www.youtube.com/watch?v=4Y8jRWfry4&list=PLuGr6z2H2KNE3ABRJaKoQWilrXvxCUhg-&index=14</p> <p>Can you write 5 words with the i-e sound?</p> <p>Can you choose 2 word and write 2 sentences?</p>	<p>RE</p> <p>To finish our Judaism topic, we will look at how do Jews express their faith today. There is no 'one way' to be as a Jew, but we will hear from Charlie and Adam, who are both practising Jews, to learn more about their daily life and how their faith impacts on what they believe and what they do. https://classroom.thenational.academy/lessons/how-do-jews-express-their-faith-today-60u6at</p>
Day 8	<p>Adding 11, 12, 21 and 22 to any number</p> <p>Today we will be using our knowledge of place value to solve addition problems. When we add a two digit number to a two digit number, we add the ones together first and then we add the tens together. For example: $13 + 11 = 24$ $3 + 1 = 4$ and $10 + 10 = 20$ so $20 + 4 = 24$</p> <p>Watch the video https://vimeo.com/467781234</p> <p>Can you add 11, 12, 21 and 22 to the following numbers? You can show your working out as</p>	<p>Resolution</p> <p>https://www.youtube.com/watch?v=oIYWb7ZR-FQ Listen to the next bit of the story (pause at 6mins 19secs). Henry Finch convinces the beast to open its mouth. How does he do it? Recall and write down what he says to the beast that made it open its mouth.</p>	<p>o – go</p> <p>https://www.youtube.com/watch?v=Av38iMGaus&list=PLuGr6z2H2KNE3ABRJaKoQWilrXvxCUhg-&index=13</p> <p>Can you write 5 words with the o sound?</p> <p>Can you choose 2 word and write 2 sentences?</p>	<p>Topic</p> <p>This half term, we will be making model aeroplanes. We would like you to begin by researching what kind of toy aeroplanes there are. You could find photos and label what you have found. You could also research and write about how the toy aeroplanes are used and what they are made from.</p>

YEAR 3 REMOTE LEARNING PLAN – AUTUMN 2

Week 1	Monday	Tuesday	Wednesday	Thursday	Friday
Maths	<p>Add and subtract 100s</p> <p>Watch this video: https://vimeo.com/463009671</p> <p>Read this PowerPoint: https://resources.whiterosemaths.com/wp-content/uploads/2020/09/Y3-Autumn-Block-2-PPT8-Add-and-subtract-100s-2019.pptx</p> <p>Complete this independent work in your homework exercise book: https://resources.whiterosemaths.com/wp-content/uploads/2020/09/Y3-Autumn-Block-2-WO8-Add-and-subtract-100s-2019.pdf</p>	<p>Add 2-digit numbers</p> <p>Watch this video: https://vimeo.com/463954202</p> <p>Read this PowerPoint: https://resources.whiterosemaths.com/wp-content/uploads/2020/09/Y2-Autumn-Block-2-PPT12-Add-2-digit-numbers-2-2019.pptx</p> <p>Complete this independent work in your homework exercise book: https://resources.whiterosemaths.com/wp-content/uploads/2020/09/Y2-Autumn-Block-2-WO12-Add-2-digit-numbers-2-2019.pdf</p>	<p>Subtract 2-digit numbers from 2-digit numbers crossing 10s</p> <p>Watch this video: https://vimeo.com/463955357</p> <p>Read this PowerPoint: https://resources.whiterosemaths.com/wp-content/uploads/2020/09/Y2-Autumn-Block-2-PPT14-Subtract-2-digit-numbers-2-2019.pptx</p> <p>Complete this independent work in your homework exercise book: https://resources.whiterosemaths.com/wp-content/uploads/2020/09/Y2-Autumn-Block-2-WO14-Subtract-2-digit-numbers-2-2019.pdf</p>	<p>Mixed addition and subtraction problems</p> <p>Watch this video: https://vimeo.com/464179514</p> <p>Read this PowerPoint: https://resources.whiterosemaths.com/wp-content/uploads/2020/09/Y3-Autumn-Block-2-PPT-Mixed-addition-and-subtraction-problems-2020.pptx</p> <p>Complete this independent work in your homework exercise book: https://resources.whiterosemaths.com/wp-content/uploads/2020/09/Y3-Autumn-Block-2-WO-Mixed-addition-and-subtraction-problems-2020.pdf</p>	<p>Add and subtract 2-digit and 3-digit numbers</p> <p>Watch this video: https://vimeo.com/464966035</p> <p>Read this PowerPoint: https://resources.whiterosemaths.com/wp-content/uploads/2020/09/Y3-Autumn-Block-2-PPT10-Add-and-subtract-2-digit-and-3-digit-numbers-not-crossing-10-or-100-2019.pptx</p> <p>Complete this independent work in your homework exercise book: https://resources.whiterosemaths.com/wp-content/uploads/2020/09/Y3-Autumn-Block-2-WO10-Add-and-subtract-2-digit-and-3-digit-numbers-not-crossing-10-or-100-2019.pdf</p>
Reading	<p>Understand a text: Bug Club</p> <p>Log on to Bug Club. Read your allocated book. Answer the questions throughout the book.</p>	<p>Understand a text: Bug Club</p> <p>Log on to Bug Club. Read your allocated book. Answer the questions throughout the book.</p>	<p>Understand a text: Bug Club</p> <p>Log on to Bug Club. Read your allocated book. Answer the questions throughout the book.</p>	<p>Understand a text: Bug Club</p> <p>Log on to Bug Club. Read your allocated book. Answer the questions throughout the book.</p>	<p>Understand a text: Bug Club</p> <p>Log on to Bug Club. Read your allocated book. Answer the questions throughout the book.</p>
Writing	<p>Grammar: past and present tense https://classroom.thenational.academy/lessons/to-investigate-suffixes-past-and-present-tense-6nhkjc</p> <p>Story writing: The BFG – identifying characters https://classroom.thenational.academy/lessons/to-identify-the-main-characters-and-the-setting-in-a-visual-narrative-c8w68t</p> <p>Complete any work in your homework exercise book.</p>	<p>Grammar: past and present tense https://classroom.thenational.academy/lessons/to-explore-simple-sentences-cmwp8r</p> <p>Story writing: The BFG – retelling the opening https://classroom.thenational.academy/lessons/to-sequence-and-retell-the-opening-6nhked</p> <p>Complete any work in your homework exercise book.</p>	<p>Vocabulary: words to describe night-time https://classroom.thenational.academy/lessons/to-develop-a-rich-understanding-of-words-associated-with-night-time-60r3gc</p> <p>Complete any work in your homework exercise book.</p>	<p>Vocabulary: words to describe characters https://classroom.thenational.academy/lessons/to-generate-vocabulary-for-character-description-6rtkct</p> <p>Complete any work in your homework exercise book.</p>	<p>Grammar: adding the suffix 'ed' https://classroom.thenational.academy/lessons/to-practise-and-apply-knowledge-of-suffixes-past-and-present-tense-including-a-test-61h3ce</p> <p>Story writing – The BFG – analyse the story opening https://classroom.thenational.academy/lessons/to-analyse-the-opening-scene-70u36t</p> <p>Complete any work in your homework exercise book.</p>
Spelling	<p>Practise reading, writing and spelling these year 3 key words in your homework exercise book:</p> <p><i>answer</i> <i>build</i> <i>appear</i> <i>caught</i> <i>circle</i></p>	<p>Practise reading, writing and spelling these year 3 key words in your homework exercise book:</p> <p><i>answer</i> <i>build</i> <i>appear</i> <i>caught</i> <i>circle</i></p>	<p>Practise reading, writing and spelling these year 3 key words in your homework exercise book:</p> <p><i>answer</i> <i>build</i> <i>appear</i> <i>caught</i> <i>circle</i></p>	<p>Practise reading, writing and spelling these year 3 key words in your homework exercise book:</p> <p><i>answer</i> <i>build</i> <i>appear</i> <i>caught</i> <i>circle</i></p>	<p>Practise reading, writing and spelling these year 3 key words in your homework exercise book:</p> <p><i>answer</i> <i>build</i> <i>appear</i> <i>caught</i> <i>circle</i></p>

Science/topic/ other	<p><u>Science: what is light?</u> https://www.bbc.co.uk/bitesize/topics/zbssgk7/articles/z2s4xfr</p> <p>Watch the video, read the text, complete the interactive activity and complete the quiz.</p>	<p><u>Music: maintaining the pulse or beat</u></p> <p>https://classroom.thenational.academy/lessons/to-understand-how-to-maintain-the-pulse-using-the-voice-and-body-60up2d?activity=video&step=1</p>	<p><u>PSHE: Road Safety</u> Have a look at this website with a grown up: https://www.think.gov.uk/resource/tales-of-the-road/ There is a booklet to read with some questions to answer. There are also some interactive games to help you learn about road safety and a video to watch too.</p>	<p><u>PE: exercise routine</u> Joe Wicks workout or outdoor activity (walk/jog/cycle) https://www.youtube.com/user/thebodycoach1 Watch highlights from gymnastics in the Olympics: https://www.youtube.com/watch?v=1OmSm1S1z60 Balance challenge: how long can you balance on one leg for?</p> <p><u>ICT task</u> Follow this link to complete this coding activity. https://lightbot.com/hour-of-code.html</p>	<p><u>Art: Stone age picture</u> Have a look at some stone age cave paintings on Google. Now have a go at drawing your own one – they are usually of animals or of stone age men hunting. You could do it in pencil, pen, with paint or even make one out of clay. The following website gives some good ideas: http://downloads.bbc.co.uk/history/handsonhistory/ancients_art.pdf</p>
---------------------------------	---	--	--	--	--

YEAR 3 REMOTE LEARNING PLAN – AUTUMN 2					
Week 2	Monday	Tuesday	Wednesday	Thursday	Friday
Maths	Add 2-digit and 3-digit numbers crossing 10 and 100 Watch this video: https://vimeo.com/464967055 Read this PowerPoint: https://resources.whiterosemaths.com/wp-content/uploads/2020/09/Y3-Autumn-Block-2-PPT11-Add-2-digit-and-3-digit-numbers-crossing-10-or-100-2019.pptx Complete this independent work in your homework exercise book: https://resources.whiterosemaths.com/wp-content/uploads/2020/09/Y3-Autumn-Block-2-WO11-Add-2-digit-and-3-digit-numbers-crossing-10-or-100-2019.pdf	Subtract 2-digit numbers from 3-digit numbers crossing 10s or 100s Watch this video: https://vimeo.com/465481885 Read this PowerPoint: https://resources.whiterosemaths.com/wp-content/uploads/2020/09/Y3-Autumn-Block-2-PPT12-Subtract-2-digit-numbers-from-3-digit-numbers-crossing-10-or-100-2019.pptx Complete this independent work in your homework exercise book: https://resources.whiterosemaths.com/wp-content/uploads/2020/09/Y3-Autumn-Block-2-WO12-Subtract-2-digit-numbers-from-3-digit-numbers-crossing-10-or-100-2019.pdf	Add two 3-digit numbers not crossing 10 or 100 Watch this video: https://vimeo.com/465482465 Read this PowerPoint: https://resources.whiterosemaths.com/wp-content/uploads/2020/09/Y3-Autumn-Block-2-PPT13-Add-two-3-digit-numbers-not-crossing-10-or-100-2019.pptx Complete this independent work in your homework exercise book: https://resources.whiterosemaths.com/wp-content/uploads/2020/09/Y3-Autumn-Block-2-WO13-Add-two-3-digit-numbers-not-crossing-10-or-100-2019.pdf	Add two 3-digit numbers crossing 10 or 100 Watch this video: https://vimeo.com/465738425 Read this PowerPoint: https://resources.whiterosemaths.com/wp-content/uploads/2020/09/Y3-Autumn-Block-2-PPT14-Add-two-3-digit-numbers-crossing-10-or-100-2019.pptx Complete this independent work in your homework exercise book: https://resources.whiterosemaths.com/wp-content/uploads/2020/09/Y3-Autumn-Block-2-WO14-Add-two-3-digit-numbers-crossing-10-or-100-2019.pdf	Subtract a 3-digit from a 3-digit number – no exchange Watch this video: https://vimeo.com/466580214 Read this PowerPoint: https://resources.whiterosemaths.com/wp-content/uploads/2020/09/Y3-Autumn-Block-2-PPT15-Subtract-3-digit-numbers-from-3-digit-numbers-no-exchange-2019.pptx Complete this independent work in your homework exercise book: https://resources.whiterosemaths.com/wp-content/uploads/2020/09/Y3-Autumn-Block-2-WO15-Subtract-3-digit-numbers-from-3-digit-numbers-no-exchange-2019.pdf
Reading	Understand a text: Bug Club Log on to Bug Club. Read your allocated book. Answer the questions throughout the book.	Understand a text: Bug Club Log on to Bug Club. Read your allocated book. Answer the questions throughout the book.	Understand a text: Bug Club Log on to Bug Club. Read your allocated book. Answer the questions throughout the book.	Understand a text: Bug Club Log on to Bug Club. Read your allocated book. Answer the questions throughout the book.	Understand a text: Bug Club Log on to Bug Club. Read your allocated book. Answer the questions throughout the book.
Writing	Story writing: the opening - 1 https://classroom.thenational.academy/lessons/to-write-the-first-part-of-the-opening-part-1-6ctp6c https://classroom.thenational.academy/lessons/to-write-the-first-part-of-the-opening-part-2-ccr36t Complete any work in your homework exercise book.	Grammar: suffixes – past and present tense https://classroom.thenational.academy/lessons/to-investigate-more-suffixes-past-and-present-tense-cnh30t Story writing: the opening - 2 https://classroom.thenational.academy/lessons/to-write-the-second-part-of-the-opening-part-1-crtk4c Complete any work in your homework exercise book.	Grammar: Compound sentences https://classroom.thenational.academy/lessons/to-explore-compound-sentences-6wt3jt Story writing: the opening - 3 https://classroom.thenational.academy/lessons/to-write-the-second-part-of-the-opening-part-2-6xk3et Complete any work in your homework exercise book.	Vocabulary: words to use in the build-up https://classroom.thenational.academy/lessons/to-generate-vocabulary-for-the-build-up-6mu6cd Story writing: the build-up - 1 https://classroom.thenational.academy/lessons/to-write-the-build-up-part-1-ccv62c Complete any work in your homework exercise book.	Retelling the build-up https://classroom.thenational.academy/lessons/to-sequence-and-retell-the-build-up-c5h3gt Story writing: the build-up - 2 https://classroom.thenational.academy/lessons/to-write-the-build-up-part-2-c4tkcc Complete any work in your homework exercise book.
Spelling	Practise reading, writing and spelling these year 3 key words in your homework exercise book: learn length library notice often	Practise reading, writing and spelling these year 3 key words in your homework exercise book: learn length library notice often	Practise reading, writing and spelling these year 3 key words in your homework exercise book: learn length library notice often	Practise reading, writing and spelling these year 3 key words in your homework exercise book: learn length library notice often	Practise reading, writing and spelling these year 3 key words in your homework exercise book: learn length library notice often

Science / topic/o ther	<p><u>Science: how do we see?</u> https://www.bbc.co.uk/bitesize/topics/zbssgk7/articles/zp7f8mn</p> <p>Watch the video, read the text, complete the interactive activity and complete the quiz.</p>	<p><u>Music: exploring 4 beats in a bar</u> https://classroom.thenational.academy/lessons/exploring-4-beats-in-a-bar-cgwk2t?activity=video&step=1</p>	<p><u>Science: reflection</u> https://www.bbc.co.uk/bitesize/topics/zbssgk7/articles/zqdx82</p> <p>Watch the video, read the text, complete the interactive activity and complete the quiz.</p>	<p><u>PE: exercise routine</u> Joe Wicks workout / outdoor activity (walk/jog/cycle) https://www.youtube.com/user/thebodycoach1</p> <p><u>ICT task</u> Follow this link to complete this coding activity. https://studio.code.org/s/starwarsblocks/stage/1/puzzle/1</p>	<p><u>PSHE: Road Safety</u> Have a look at this website with a grown up: https://www.think.gov.uk/resource/tales-of-the-road/ There is a booklet to read with some questions to answer. There are also some interactive games to help you learn about road safety and a video to watch too.</p>
---------------------------------	---	---	---	--	--

YEAR 4 REMOTE LEARNING PLAN – AUTUMN 2					
Week1	Monday	Tuesday	Wednesday	Thursday	Friday
Maths	<p>Add and subtract 1s, 10s, 100s and 1,000s</p> <p>Watch this video: https://vimeo.com/461777711 Go through this PowerPoint: https://resources.whiterosemaths.com/wp-content/uploads/2019/09/Y4-Autumn-Block-2-PPT1-1s-10s-100s-1000s-2019.pptx Complete this independent work: https://resources.whiterosemaths.com/wp-content/uploads/2019/08/Y4-Autumn-Block-2-WO1-1s-10s-100s-1000s-2019.pdf Write your answers in your homework exercise book.</p>	<p>Add two 3-digit numbers - not crossing 10 or 100</p> <p>Watch this video: https://vimeo.com/461778453 Go through this PowerPoint: https://resources.whiterosemaths.com/wp-content/uploads/2020/09/Y3-Autumn-Block-2-PPT13-Add-two-3-digit-numbers-not-crossing-10-or-100-2019.pptx Complete this independent work: https://resources.whiterosemaths.com/wp-content/uploads/2020/09/Y3-Autumn-Block-2-WO13-Add-two-3-digit-numbers-not-crossing-10-or-100-2019.pdf Write your answers in your homework exercise book.</p>	<p>Add two 4-digit numbers - no exchange Watch this video: https://vimeo.com/461778690 Go through this PowerPoint: https://resources.whiterosemaths.com/wp-content/uploads/2019/09/Y4-Autumn-Block-2-PPT2-Add-two-4-digit-numbers-no-exchange-2019.pptx Complete this independent work: https://resources.whiterosemaths.com/wp-content/uploads/2019/08/Y4-Autumn-Block-2-WO2-Add-two-digit-numbers-no-exchange-2019.pdf Write your answers in your homework exercise book.</p>	<p>Add two 3-digit numbers - crossing 10 or 100</p> <p>Watch this video: https://vimeo.com/461779078 Go through this PowerPoint: https://resources.whiterosemaths.com/wp-content/uploads/2020/09/Y3-Autumn-Block-2-PPT14-Add-two-3-digit-numbers-crossing-10-or-100-2019.pptx Complete this independent work: https://resources.whiterosemaths.com/wp-content/uploads/2020/09/Y3-Autumn-Block-2-WO14-Add-two-3-digit-numbers-crossing-10-or-100-2019.pdf Write your answers in your homework exercise book.</p>	<p>Add two 4-digit numbers - one exchange Watch this video: https://vimeo.com/461779813 Go through this PowerPoint: https://resources.whiterosemaths.com/wp-content/uploads/2020/09/Y4-Autumn-Block-2-PPT3-Add-two-4-digit-numbers-one-exchange-2019.pptx Complete this independent work: https://resources.whiterosemaths.com/wp-content/uploads/2020/09/Y4-Autumn-Block-2-WO3-Add-two-4-digit-numbers-one-exchange-2019.pdf Write your answers in your homework exercise book.</p>
Reading	<p>Understand a text: Bug Club</p> <p>Log on to Bug Club. Read your allocated book. Answer the questions throughout the book.</p>	<p>Understand a text: Bug Club</p> <p>Log on to Bug Club. Read your allocated book. Answer the questions throughout the book.</p>	<p>Understand a text: Bug Club</p> <p>Log on to Bug Club. Read your allocated book. Answer the questions throughout the book.</p>	<p>Understand a text: Bug Club</p> <p>Log on to Bug Club. Read your allocated book. Answer the questions throughout the book.</p>	<p>Understand a text: Bug Club</p> <p>Log on to Bug Club. Read your allocated book. Answer the questions throughout the book.</p>
Writing	<p>To analyse a film clip (the Robin) and order the story https://classroom.thenational.academy/lessons/to-analyse-a-film-clip-and-order-the-story-68tkct To investigate suffixes 1 (ate, en) https://classroom.thenational.academy/lessons/to-investigate-suffixes-ate-en-6dj34d Complete any work in your homework exercise book.</p>	<p>To explore complex sentences https://classroom.thenational.academy/lessons/to-explore-complex-sentences-68wp8c To generate vocabulary https://classroom.thenational.academy/lessons/to-generate-vocabulary-ccwk2t Complete any work in your homework exercise book.</p>	<p>To generate vocabulary (the countryside) https://classroom.thenational.academy/lessons/to-develop-a-rich-understanding-of-words-associated-with-the-countryside-part-1-75hk0e To investigate suffixes 2 (ate, en) https://classroom.thenational.academy/lessons/to-practise-and-apply-knowledge-of-suffixes-ate-en-chip6c Complete any work in your homework exercise book.</p>	<p>To plan the opening of a story https://classroom.thenational.academy/lessons/to-plan-the-opening-of-the-story-c4rpad Complete any work in your homework exercise book.</p>	<p>To write the opening of a story https://classroom.thenational.academy/lessons/to-write-the-opening-of-the-story-c4v34e Complete any work in your homework exercise book.</p>
Spelling	<p>Practise reading, writing and spelling these year 4 key words in your exercise book: <i>surprise</i> <i>therefore</i> <i>suppose</i> <i>imagine</i> <i>increase</i></p>	<p>Practise reading, writing and spelling these year 4 key words in your exercise book: <i>surprise</i> <i>therefore</i> <i>suppose</i> <i>imagine</i> <i>increase</i></p>	<p>Practise reading, writing and spelling these year 4 key words in your exercise book: <i>surprise</i> <i>therefore</i> <i>suppose</i> <i>imagine</i> <i>increase</i></p>	<p>Practise reading, writing and spelling these year 4 key words in your exercise book: <i>surprise</i> <i>therefore</i> <i>suppose</i> <i>imagine</i> <i>increase</i></p>	<p>Practise reading, writing and spelling these year 4 key words in your exercise book: <i>surprise</i> <i>therefore</i> <i>suppose</i> <i>imagine</i> <i>increase</i></p>

Science / topic / other	<p><u>Science task:</u> <u>What is electricity?</u> Watch the video, complete the activity and answer the quiz. https://www.bbc.co.uk/bitesize/topics/z2882hv/articles/zcwnv9q</p> <p><u>ICT task</u> Follow this link to complete this coding activity. https://lightbot.com/hour-of-code.html</p>	<p><u>French task: saying hello</u> Watch: https://www.youtube.com/watch?v=VMt3dxpYYx8 https://cdn.oxfordowl.co.uk/2020/03/16/13/07/05/bf79cdf-1f17-4d0a-b6ad-4bd96a753860/AtHomeWith_French7-9.pdf Tasks: To complete the 'Let's say hello' sheet.</p>	<p><u>PSHE task</u> <u>WALA: having a balance in our life.</u> https://classroom.thenational.academy/lessons/life-is-all-about-balance-crwk6r?activity=video&step=1</p> <p><u>PE task: exercise routine</u> Play this Joe Wicks link and follow the exercises: https://www.youtube.com/watch?v=d3LPrhIOv-w</p>	<p><u>Music task: understanding pulse and rhythm</u> https://classroom.thenational.academy/lessons/understanding-pulse-and-rhythm-6tjkjd?activity=video&step=1</p>	<p><u>D&T Task:</u> https://www.bbc.co.uk/bitesize/clips/zdbpyrd Task: to make a healthy lunch (under adult supervision) for you and your family to enjoy.</p> <p>Recipe ideas: https://www.nhs.uk/change4life/recipes/lunch#all-lunch-recipes</p> <p>Take some photos and email them to your teacher to show us what you did.</p>
--	---	---	--	---	---

YEAR 4 REMOTE LEARNING PLAN – AUTUMN 2					
Week2	Monday	Tuesday	Wednesday	Thursday	Friday
Maths	<p>Add two 4-digit numbers - more than one exchange</p> <p>Watch this video: https://vimeo.com/462718069 Go through this PowerPoint: https://resources.whiterosemaths.com/wp-content/uploads/2020/09/Y4-Autumn-Block-2-PPT4-Add-two-4-digit-numbers-more-than-one-exchange-2019.pptx Complete this independent work: https://resources.whiterosemaths.com/wp-content/uploads/2020/09/Y4-Autumn-Block-2-WO4-Add-two-4-digit-numbers-more-than-one-exchange-2019.pdf Write your answers in your homework exercise book.</p>	<p>Subtract a 3-digit number from a 3-digit number - no exchange</p> <p>Watch this video: https://vimeo.com/463005007 Go through this PowerPoint: https://resources.whiterosemaths.com/wp-content/uploads/2020/09/Y3-Autumn-Block-2-PPT15-Subtract-3-digit-numbers-from-3-digit-numbers-no-exchange-2019.pptx Complete this independent work: https://resources.whiterosemaths.com/wp-content/uploads/2020/09/Y3-Autumn-Block-2-WO15-Subtract-3-digit-numbers-from-3-digit-numbers-no-exchange-2019.pdf Write your answers in your homework exercise book.</p>	<p>Subtract two 4-digit numbers - no exchange</p> <p>Watch this video: https://vimeo.com/463005479 Go through this PowerPoint: https://resources.whiterosemaths.com/wp-content/uploads/2020/09/Y4-Autumn-Block-2-PPT5-Subtract-two-4-digit-numbers-no-exchange-2019.pptx Complete this independent work: https://resources.whiterosemaths.com/wp-content/uploads/2020/09/Y4-Autumn-Block-2-WO5-Subtract-two-4-digit-numbers-no-exchange-2019.pdf Write your answers in your homework exercise book.</p>	<p>Subtract a 3-digit number from a 3-digit number – exchange</p> <p>Watch this video: https://vimeo.com/463345973 Go through this PowerPoint: https://resources.whiterosemaths.com/wp-content/uploads/2020/09/Y3-Autumn-Block-2-PPT16-Subtract-a-3-digit-number-from-a-3-digit-number-exchange-2019.pptx Complete this independent work: https://resources.whiterosemaths.com/wp-content/uploads/2020/09/Y3-Autumn-Block-2-WO16-Subtract-a-3-digit-number-from-a-3-digit-number-exchange-2019.pdf Write your answers in your homework exercise book.</p>	<p>Subtract two 4-digit numbers - one exchange</p> <p>Watch this video: https://vimeo.com/461779813 Go through this PowerPoint: https://resources.whiterosemaths.com/wp-content/uploads/2020/09/Y4-Autumn-Block-2-PPT6-Subtract-two-4-digit-numbers-one-exchange-2019.pptx Complete this independent work: https://resources.whiterosemaths.com/wp-content/uploads/2020/09/Y4-Autumn-Block-2-WO6-Subtract-two-4-digit-numbers-one-exchange-2019.pdf Write your answers in your homework exercise book.</p>
Reading	<p>Understand a text: Bug Club</p> <p>Log on to Bug Club. Read your allocated book. Answer the questions throughout the book.</p>	<p>Understand a text: Bug Club</p> <p>Log on to Bug Club. Read your allocated book. Answer the questions throughout the book.</p>	<p>To develop reading for pleasure 1</p> <p>Watch this clip the complete the task: https://classroom.thenational.academy/lessons/to-develop-reading-for-pleasure-cgukgt</p>	<p>To develop reading for pleasure 2</p> <p>Watch this clip the complete the task: https://teachers.thenational.academy/lessons/to-develop-reading-for-pleasure-74w3cr</p>	<p>Understand a text: Bug Club</p> <p>Log on to Bug Club. Read your allocated book. Answer the questions throughout the book.</p>
Writing	<p>To plan the build-up of the story https://classroom.thenational.academy/lessons/to-plan-the-build-up-of-the-story-c8vkge</p> <p>To investigate suffixes (tion, ity, ness) https://classroom.thenational.academy/lessons/to-investigate-suffixes-tion-ity-ness-6ngk6d</p> <p>Complete any work in your homework exercise book.</p>	<p>Complex sentences https://classroom.thenational.academy/lessons/to-develop-understanding-of-complex-sentences-crtpar</p> <p>To write the build-up of a story https://classroom.thenational.academy/lessons/to-write-the-build-up-of-the-story-6mukae</p> <p>Complete any work in your homework exercise book.</p>	<p>To generate vocabulary to use in the climax of the story https://classroom.thenational.academy/lessons/to-generate-vocabulary-for-the-climax-68vkge</p> <p>To plan the climax https://classroom.thenational.academy/lessons/to-plan-the-climax-6gtk4r</p> <p>Complete any work in your homework exercise book.</p>	<p>To investigate suffixes (tion, ity, ness) https://classroom.thenational.academy/lessons/to-investigate-suffixes-tion-ity-ness-6ngk6d</p> <p>To write the climax https://classroom.thenational.academy/lessons/to-write-the-climax-6gr3ac</p> <p>Complete any work in your homework exercise book.</p>	<p>To plan the ending https://classroom.thenational.academy/lessons/to-plan-the-ending-6wvkct</p> <p>To write the ending https://classroom.thenational.academy/lessons/to-write-the-ending-60w62c</p> <p>Complete any work in your homework exercise book.</p>
Spelling	<p>Practise reading, writing and spelling these year 4 key words in your book:</p> <p><i>interest</i> <i>mention</i> <i>minute</i> <i>natural</i> <i>naughty</i></p>	<p>Practise reading, writing and spelling these year 4 key words in your book:</p> <p><i>interest</i> <i>mention</i> <i>minute</i> <i>natural</i> <i>naughty</i></p>	<p>Practise reading, writing and spelling these year 4 key words in your book:</p> <p><i>interest</i> <i>mention</i> <i>minute</i> <i>natural</i> <i>naughty</i></p>	<p>Practise reading, writing and spelling these year 4 key words in your book:</p> <p><i>interest</i> <i>mention</i> <i>minute</i> <i>natural</i> <i>naughty</i></p>	<p>Practise reading, writing and spelling these year 4 key words in your book:</p> <p><i>interest</i> <i>mention</i> <i>minute</i> <i>natural</i> <i>naughty</i></p>

Science / topic / other	<p>Science task: Electrical conductors and insulators Watch the video, complete the activity and answer the quiz. https://www.bbc.co.uk/bitesize/topics/z2882hv/articles/zxv482p</p> <p>ICT task Follow this link to complete this coding activity. https://studio.code.org/s/starwarsblocks/stage/1/puzzle/1</p>	<p>Music task: pulse and rhythm (Exploring 3 beats in a bar): https://classroom.thenational.academy/lessons/exploring-3-beats-in-a-bar-cmw34r?activity=video&step=1</p>	<p>RE task: Watch and complete the activities and quiz about Hinduism on: https://www.bbc.co.uk/bitesize/topics/zh86n39/articles/zmpp92p</p> <p>PE task: exercise routine Play this Joe Wicks link and follow the exercises: https://www.youtube.com/watch?v=SBFqQarDM50</p>	<p>French task: animals Watch: https://www.youtube.com/watch?v=y0JBUEiLYXI https://cdn.oxfordowl.co.uk/2020/03/16/13/07/05/bf79cdf-1f17-4d0a-b6ad-4bd96a753860/AtHomeWith_French7-9.pdf Task: to complete the animal sheet.</p>	<p>D&T Task: Task: to make a healthy dinner (under adult supervision) for you and your family to enjoy.</p> <p>Recipe ideas: https://www.nhs.uk/change4life/recipes/dinner#all-dinner-recipes</p> <p>Take some photos and email them to your teacher to show us what you did.</p>
--	--	---	---	---	---

YEAR 5 REMOTE LEARNING PLAN

Week 1	Monday	Tuesday	Wednesday	Thursday	Friday
Maths	<u>Convert equivalent lengths - cm and m</u>	<u>Convert equivalent lengths - mm and cm</u>	<u>Convert equivalent lengths - m and km</u>	<u>Add lengths</u>	<u>Subtract lengths</u>
Measure ment	<p>Watch this video: https://vimeo.com/467395292 Go through this PowerPoint: https://resources.whiterosemaths.com/wp-content/uploads/2020/01/Y3-Spring-Block-4-PPT2-Equivalent-lengths-m-and-cm-2019.pptx</p> <p>Complete this independent work: https://resources.whiterosemaths.com/wp-content/uploads/2020/01/Y3-Spring-Block-4-WO2-Equivalent-lengths-m-and-cm-2019.pdf</p> <p>Write your answers in your homework exercise book.</p>	<p>Watch this video: https://vimeo.com/467395290 Go through this PowerPoint: https://resources.whiterosemaths.com/wp-content/uploads/2020/01/Y3-Spring-Block-4-PPT3-Equivalent-lengths-mm-and-cm-2019.pptx</p> <p>Complete this independent work: https://resources.whiterosemaths.com/wp-content/uploads/2020/01/Y3-Spring-Block-4-WO3-Equivalent-lengths-mm-and-cm-2019.pdf</p> <p>Write your answers in your homework exercise book.</p>	<p>Watch this video: https://vimeo.com/468144086 Go through this PowerPoint: https://resources.whiterosemaths.com/wp-content/uploads/2019/09/Y4-Autumn-Block-3-PPT1-Kilometres-2019.pptx</p> <p>Complete this independent work: https://resources.whiterosemaths.com/wp-content/uploads/2019/09/Y4-Autumn-Block-3-WO1-Kilometres-2019.pdf</p> <p>Write your answers in your homework exercise book.</p>	<p>Watch this video: https://vimeo.com/468942122 Go through this PowerPoint: https://resources.whiterosemaths.com/wp-content/uploads/2020/01/Y3-Spring-Block-4-PPT5-Add-lengths-2019.pptx</p> <p>Complete this independent work: https://resources.whiterosemaths.com/wp-content/uploads/2020/01/Y3-Spring-Block-4-WO5-Add-lengths-2019.pdf</p> <p>Write your answers in your homework exercise book.</p>	<p>Watch this video: https://vimeo.com/469688534 Go through this PowerPoint: https://resources.whiterosemaths.com/wp-content/uploads/2020/01/Y3-Spring-Block-4-PPT6-Subtract-lengths-2019.pptx</p> <p>Complete this independent work: https://resources.whiterosemaths.com/wp-content/uploads/2020/01/Y3-Spring-Block-4-WO6-Subtract-lengths-2019.pdf</p> <p>Write your answers in your homework exercise book.</p>
Reading	<p><u>Engage with the text</u> The Firework Maker's Daughter by Phillip Pullman</p> <p>https://classroom.thenational.academy/lessons/to-engage-with-the-text-c9h3je</p> <p>Read the text and practise strategies for understanding unfamiliar vocabulary. Complete the work in your homework exercise book.</p>	<p><u>Understand a text:</u> <u>Bug Club</u></p> <p>Log on to Bug Club. Read your allocated book. Answer the questions throughout the book.</p>	<p><u>Answer questions on the text, orally and in written form</u> The Firework Maker's Daughter by Phillip Pullman</p> <p>https://classroom.thenational.academy/lessons/to-answer-questions-on-the-text-orally-and-in-written-form-c5jk6d</p> <p>Read the text and answer the retrieval and inference questions. Complete the work in your homework exercise book.</p>	<p><u>Understand the differences between fact and opinion.</u></p> <p>https://www.bbc.co.uk/bitesize/articles/zn4dqp3</p> <p>Watch the video in the 'learn' section, then answer the 3 questions in your home learning books.</p>	<p><u>Understand a text:</u> <u>Bug Club</u></p> <p>Log on to Bug Club. Read your allocated book. Answer the questions throughout the book.</p>
Writing	<p><u>Identify features of non-chronological report</u> Wild Cats - Non-chronological reports</p> <p>https://classroom.thenational.academy/units/wild-cats-non-chronological-reports-702c</p> <p>Watch the video and complete the activities. Complete the work in your homework exercise book.</p>	<p><u>Investigate the letter string -fer</u> Wild Cats - Non-chronological report</p> <p>https://classroom.thenational.academy/lessons/to-investigate-the-letter-string-fer-64r3ce</p> <p>Watch the video and complete the activities. Complete the work in your homework exercise book.</p>	<p><u>Explore complex sentences</u> 'Wild Cats - Non-chronological reports</p> <p>https://classroom.thenational.academy/lessons/to-develop-knowledge-of-relative-clauses-6mu6ae?activity=video&step=1</p> <p>Watch the video and complete the activity. Complete the work in your homework exercise book.</p>	<p><u>Develop and generate subject-specific vocabulary</u> Wild Cats - Non-chronological reports</p> <p>https://classroom.thenational.academy/lessons/to-develop-and-generate-subject-specific-vocabulary-6mtp4e</p> <p>Watch the video and complete the activities. Complete the work in your homework exercise book.</p>	<p><u>Develop a rich understanding of words associated with eating</u> Wild Cats - Non-chronological reports</p> <p>https://classroom.thenational.academy/lessons/to-develop-a-rich-understanding-of-words-associated-with-eating-6mtkec?activity=video&step=1</p> <p>Watch the video and complete the activity. Complete the work in your homework exercise book.</p>

Spellings	<p><u>Learn and practise the following spellings</u></p> <p>accommodate accompany according achieve aggressive</p>	<p><u>Learn and practise the following spellings</u></p> <p>accommodate accompany according achieve aggressive</p>	<p><u>Learn and practise the following spellings</u></p> <p>accommodate accompany according achieve aggressive</p>	<p><u>Learn and practise the following spellings</u></p> <p>accommodate accompany according achieve aggressive</p>	<p><u>Learn and practise the following spellings</u></p> <p>accommodate accompany according achieve aggressive</p>
Foundation Subjects	<p><u>Science – Explore plants and flowers</u></p> <p>https://classroom.thenational.academy/lessons/why-do-plants-have-flowers-70v3gc?activity=video&step=1</p> <p>Watch the video and complete the activities. Complete the work in your homework exercise book.</p>	<p><u>RE: Understand the significance of the festival Diwali</u></p> <p>https://www.bbc.co.uk/bitesize/topics/zh86n39/articles/zjpp92p</p> <p>Watch the video and read the slides about Rama and Sita. Write a recount of the story. Complete the work in your homework exercise book.</p>	<p><u>Art: Sketch a picture of a lion</u></p> <p>https://www.youtube.com/watch?v=6kqkEnWGEFE</p> <p>Watch the video and sketch the picture of a lion, using the step by step guidance. Take a photo and send it to your teacher.</p>	<p><u>Geography: Understand the geographical features of Africa</u></p> <p>https://www.youtube.com/watch?v=6wZbNOYZtZw</p> <p>Watch the Youtube video clip and write 6 interesting facts that you have learnt in your home learning book.</p>	<p><u>PE: Stretch and exercise</u></p> <p>https://www.youtube.com/watch?v=YBGHITDeX18</p> <p>Watch the 'PE with Joe Wicks' video clip and follow the exercises. Follow exercises at your own pace. Take a photo and send it to your teacher.</p>

YEAR 5 REMOTE LEARNING PLAN

Week 2	Monday	Tuesday	Wednesday	Thursday	Friday
Maths Measure ment	<p><u>Measure the perimeter</u></p> <p>Watch this video: https://vimeo.com/470181789</p> <p>Go through this PowerPoint: https://resources.whiterosemaths.com/wp-content/uploads/2020/01/Y3-Spring-Block-4-PPT7-Measure-perimeter-2019.pptx</p> <p>Complete this independent work: https://resources.whiterosemaths.com/wp-content/uploads/2020/01/Y3-Spring-Block-4-WO7-Measure-perimeter-2019.pdf</p> <p>Write your answers in your homework exercise book.</p>	<p><u>Calculate the perimeter on a grid</u></p> <p>Watch this video: https://vimeo.com/470182402</p> <p>Go through this PowerPoint: https://resources.whiterosemaths.com/wp-content/uploads/2019/09/Y4-Autumn-Block-3-PPT2-Perimeter-on-a-grid-2019.pptx</p> <p>Complete this independent work: https://resources.whiterosemaths.com/wp-content/uploads/2019/09/Y4-Autumn-Block-3-WO2-Perimeter-on-a-grid-2019.pdf</p> <p>Write your answers in your homework exercise book.</p>	<p><u>Calculate the perimeter of a rectangle</u></p> <p>Watch this video: https://vimeo.com/470606504</p> <p>Go through this PowerPoint: https://resources.whiterosemaths.com/wp-content/uploads/2019/09/Y4-Autumn-Block-3-PPT3-Perimeter-of-a-rectangle-2019.pptx</p> <p>Complete this independent work: https://resources.whiterosemaths.com/wp-content/uploads/2019/09/Y4-Autumn-Block-3-WO3-Perimeter-of-a-rectangle-2019.pdf</p> <p>Write your answers in your homework exercise book.</p>	<p><u>Calculate the perimeter of rectilinear shapes</u></p> <p>Watch this video: https://vimeo.com/470607065</p> <p>Go through this PowerPoint: https://resources.whiterosemaths.com/wp-content/uploads/2019/09/Y4-Autumn-Block-3-PPT4-Perimeter-of-rectilinear-shapes-2019.pptx</p> <p>Complete this independent work: https://resources.whiterosemaths.com/wp-content/uploads/2019/09/Y4-Autumn-Block-3-WO4-Perimeter-of-rectilinear-shapes-2019.pdf</p> <p>Write your answers in your homework exercise book.</p>	<p><u>Explore negative numbers</u></p> <p>Watch this video: https://vimeo.com/460234751</p> <p>Go through this PowerPoint: https://resources.whiterosemaths.com/wp-content/uploads/2020/09/Y4-Autumn-Block-1-PPT13-Negative-numbers-2019.pptx</p> <p>Complete this independent work: https://resources.whiterosemaths.com/wp-content/uploads/2020/09/Y4-Autumn-Block-1-WO13-Negative-numbers-2019.pdf</p> <p>Write your answers in your homework exercise book.</p>
Reading	<p><u>Analyse a character</u> The Firework Maker's Daughter by Phillip Pullman</p> <p>https://classroom.thenational.academy/lessons/to-analyse-a-character-6wv3gd</p> <p>Watch the video and complete the activities. Complete the work in your homework exercise book.</p>	<p><u>Understand a text:</u> <u>Bug Club</u></p> <p>Log on to Bug Club. Read your allocated book. Answer the questions throughout the book.</p>	<p><u>Explore one of the main themes</u> The Firework Maker's Daughter by Phillip Pullman</p> <p>https://classroom.thenational.academy/lessons/to-explore-one-of-the-main-themes-6dk30d</p> <p>Watch the video and complete the activities. Complete the work in your homework exercise book.</p>	<p><u>Understand a text:</u> <u>Bug Club</u></p> <p>Log on to Bug Club. Read your allocated book. Answer the questions throughout the book.</p>	<p><u>Understand a text:</u> <u>Bug Club</u></p> <p>Log on to Bug Club. Read your allocated book. Answer the questions throughout the book.</p>
Writing	<p><u>To develop and generate subject-specific vocabulary</u> Wild Cats - Non-chronological reports</p> <p>https://classroom.thenational.academy/lessons/to-develop-and-generate-subject-specific-vocabulary-6mtp4e</p> <p>Watch the video and complete the activities. Complete the work in your homework exercise book.</p>	<p><u>Practise and apply knowledge of the letter string - fer, including test</u> Wild Cats - Non-chronological reports</p> <p>https://classroom.thenational.academy/lessons/to-practise-and-apply-knowledge-of-the-letter-string-fer-including-test-70rp8c</p> <p>Watch the video and complete the activities. Complete the work in your homework exercise book.</p>	<p><u>Practise using formal conjunctions</u> Wild Cats - Non-chronological reports</p> <p>https://classroom.thenational.academy/lessons/to-practise-using-formal-conjunctions-chi3cr</p> <p>Watch the video and complete the activities. Complete the work in your homework exercise book.</p>	<p><u>Write the opening paragraph of a non-chronological report</u> Wild Cats - Non-chronological reports</p> <p>https://classroom.thenational.academy/lessons/to-write-the-opening-paragraph-of-a-non-chronological-report-6grp2etivities</p> <p>Watch the video and complete the activities. Complete the work in your homework exercise book.</p>	<p><u>Write the appearance paragraph of a non-chronological report</u> Wild Cats - Non-chronological reports</p> <p>https://classroom.thenational.academy/lessons/to-write-the-appearance-paragraph-of-a-non-chronological-report-c5j3id</p> <p>Watch the video and complete the activities. Complete the work in your homework exercise book.</p>
Spellings	<u>Learn and practise the following spellings</u>	<u>Learn and practise the following spellings</u>	<u>Learn and practise the following spellings</u> competition	<u>Learn and practise the following spellings</u> competition	<u>Learn and practise the following spellings</u> competition

	competition conscience conscious controversy convenience	competition conscience conscious controversy convenience	conscience conscious controversy convenience	conscience conscious controversy convenience	conscience conscious controversy convenience
Foundati on Subjects	<u>Science: Explore plants and flowers</u> https://classroom.thenational.academy/lessons/why-do-plants-have-flowers-70v3gc?activity=video&step=1 Watch the video and complete the activities. Complete the work in your homework exercise book.	<u>PSHE: How to seek help and advice from others.</u> https://www.bbc.co.uk/bitesize/clips/zvc3cdm Watch the video and write a list of the qualities that would make a good peer mediator. Complete the work in your homework exercise book.	<u>Music: Explore pulse and rhythm</u> https://www.bbc.co.uk/bitesize/topics/zcbkcj6/articles/z2mqw6f Watch the video and follow the instructions. Take a photo and send it to your teacher.	<u>Ecology: Explore sustainability</u> https://www.bbc.co.uk/bitesize/topics/zshp34j/articles/z6m7vk7 Watch the video, read the text and write down 6 facts that you have learnt in your home learning book.	<u>French: Learn vocabulary related to the classroom</u> Watch the video http://rigolo.lgfl.org.uk/rigolo1/Activities/Rigolo_1_Unit_2/B3E39E11-32AD-4EDF-829F-A28D69B240A9/R1_2_SS_1.swf Complete the worksheet and write the answers in your home learning book. http://rigolo.lgfl.org.uk/rigolo1/Activities/Rigolo_1_Unit_2/8D73AE1A-4835-4AD1-B927-ED576D033B5C/R1_2A_WS1L.pdf (You will need to open these links in Internet Explorer and allow permission for Flash Player to work)

Year 6 Remote Learning Timetable Week 1

Week1	Monday	Tuesday	Wednesday	Thursday	Friday
Maths (Division)	<u>Divide 4 digits by 1 digit</u> Watch this video: https://vimeo.com/461397189 Go through this PowerPoint: https://resources.whiterosemaths.com/wp-content/uploads/2020/09/Aut6.5.1-Divide-4-digits-by-1-digit.pptx Complete this independent work: https://resources.whiterosemaths.com/wp-content/uploads/2019/11/Y5-Spring-Block-1-WO6-Divide-4-digits-by-1-digit-2019.pdf Write your answers in your homework exercise book	<u>Divide with remainders</u> Watch this video: https://vimeo.com/461397662 Go through this PowerPoint: https://resources.whiterosemaths.com/wp-content/uploads/2020/09/Aut6.5.2-Divide-with-remainders.pptx Complete this independent work: https://resources.whiterosemaths.com/wp-content/uploads/2019/11/Y5-Spring-Block-1-WO7-Divide-with-remainders-2019.pdf Write your answers in your homework exercise book	<u>Short division</u> Watch this video: https://vimeo.com/461398248 Go through this PowerPoint: https://resources.whiterosemaths.com/wp-content/uploads/2020/09/Aut6.5.3-Short-division.pptx Complete this independent work: https://resources.whiterosemaths.com/wp-content/uploads/2020/09/Y6-Autumn-Block-2-WO3-Short-division-2020.pdf Write your answers in your homework exercise book	<u>Division using factors</u> Watch this video: https://vimeo.com/461398665 Go through this PowerPoint: https://resources.whiterosemaths.com/wp-content/uploads/2020/09/Aut6.5.4-Division-using-factors.pptx Complete this independent work: https://resources.whiterosemaths.com/wp-content/uploads/2020/09/Y6-Autumn-Block-2-WO4-Division-using-factors-2020.pdf Write your answers in your homework exercise book	<u>Long division (1)</u> Watch this video: https://vimeo.com/461800078 Go through this PowerPoint: https://resources.whiterosemaths.com/wp-content/uploads/2020/09/Aut6.5.5-Long-division-1.pptx Complete this independent work: https://resources.whiterosemaths.com/wp-content/uploads/2020/09/Y6-Autumn-Block-2-WO5-Long-division-1-2020.pdf Write your answers in your homework exercise book.
Reading Make sure you log onto Bug Club and read your allocated book at least twice this week.	<u>Context and genre of a text</u> Go to this site where you will be thinking about the features of non-fiction texts. You will also find out a little about Mary Anning, the subject of the text. https://classroom.thenational.academy/lessons/to-introduce-the-context-and-genre-of-a-text-68uk4e Write your answers in your homework exercise book	<u>Answer retrieval questions</u> Go to this site where you will read some of the text and answer retrieval questions. https://classroom.thenational.academy/lessons/to-answer-retrieval-questions-6gv32c Write your answers in your homework exercise book	<u>Answer questions about language</u> Go to this site where you will read some more of the text and answer questions about the author's use of language. https://classroom.thenational.academy/lessons/to-answer-language-questions-part-1-6hhkec Write your answers in your homework exercise book	<u>Answer questions about language</u> Go to this site where you will read more of the text and answer some more questions about language, including synonyms. https://classroom.thenational.academy/lessons/to-answer-language-questions-part-2-64wk0c Write your answers in your homework exercise book	<u>Answer inference questions</u> Go to this site where you will read the final part of the text about Mary Anning and answer inference questions. https://classroom.thenational.academy/lessons/to-make-inferences-based-on-a-text-70r3ad Write your answers in your homework exercise book
Writing Persuasive writing - 2 week topic	<u>Features of persuasive writing</u> Watch the video: https://classroom.thenational.academy/lessons/to-understand-the-features-of-a-persuasive-letter-74tk4d Write your answers in your homework exercise book	<u>Investigate the suffixes ant and -ent</u> Watch the video: https://classroom.thenational.academy/lessons/to-further-investigate-suffixes-ant-and-ent-c5jk4e Write your answers in your homework exercise book	<u>Explore pronouns and how we use them in our writing</u> Watch the video: https://classroom.thenational.academy/lessons/to-explore-pronouns-75h38c Write your answers in your homework exercise book	<u>Generate points to use in our argument</u> Watch the video: https://classroom.thenational.academy/lessons/to-generate-points-to-use-in-our-persuasive-letter-6muk2d Write your answers in your homework exercise book	<u>Explore vocabulary linked to feeling surprised</u> Watch the video: https://classroom.thenational.academy/lessons/to-develop-a-rich-understanding-of-words-associated-with-feeling-surprised-65jp2t Write your answers in your homework exercise book
Spelling	<u>Practise reading and spelling these spelling rules and key words:</u> accommodate bruise calendar difficult were embarrass familiar guard heard	<u>Practise reading and spelling these spelling rules and key words:</u> accommodate bruise calendar difficult were embarrass familiar guard heard	<u>Practise reading and spelling these spelling rules and key words:</u> accommodate bruise calendar difficult were embarrass familiar guard heard	<u>Practise reading and spelling these spelling rules and key words:</u> accommodate bruise calendar difficult were embarrass familiar guard heard	<u>Practise reading and spelling these spelling rules and key words:</u> accommodate bruise calendar difficult were embarrass familiar guard heard

	<p>where leisure muscle</p> <p>You can use your <i>homework exercise book</i> to practise</p>	<p>where leisure muscle</p> <p>You can use your <i>homework exercise book</i> to practise</p>	<p>where leisure muscle</p> <p>You can use your <i>homework exercise book</i> to practise</p>	<p>where leisure muscle</p> <p>You can use your <i>homework exercise book</i> to practise</p>	<p>where leisure muscle</p> <p>You can use your <i>homework exercise book</i> to practise</p>
Science / topic / other	<p>Science task <u>Evolution and Inheritance</u> Watch as much of this BBC programme presented by David Attenborough as you can: https://www.bbc.co.uk/iplayer/episode/b01qgr55/life-on-earth-1-the-infinite-variety</p> <p>now see if you can answer the following questions:</p> <p>How many kinds of animals and plants are on the Earth? What does an orchid need a bee for? Which famous scientist is David Attenborough talking about? What is this scientist famous for?</p> <p>Write your answers in your homework exercise book.</p> <p>ICT task <u>Coding</u> Use this link to complete a coding activity: https://hourofcode.com/dance2019</p>	<p>History task <u>The Home Front</u> Watch this short film then answer the questions: https://www.iwm.org.uk/learning/adventures-in-history/on-the-home-front-part-one</p> <p>What protective measures have been used on the windows? How did this work? What kind of bombs were the buckets and stirrup pump protecting the house from? Which member of the Allpress family was evacuated? How old was he? What medal was awarded to Charity? Can you find out more about this type of medal? Would you have liked to be evacuated to a farm? Use the story from the film to help you explain your answer.</p> <p>Write your answers in your homework exercise book.</p>	<p>RE task <u>Hinduism: about me</u> Watch the clip then complete the task: https://www.bbc.co.uk/teach/cls-s-clips-video/religious-studies-ks2-my-life-my-religion-hinduism-meeting-two-british-hindus/zkghf4j</p> <p>The children in the film tell us something about themselves. Your task is to create a mind map to show important things about you. Put yourself at the centre (draw a picture of yourself) then show key things from your life around this. You could include friends, hobbies, age, favourite food, places you love as well as any other things you consider important to you.</p> <p>Complete your work in your homework exercise book.</p>	<p>Music task <u>Beatboxing</u> Watch the video: https://classroom.thenational.academy/lessons/beatboxing-basics-6wu38c</p> <p>French task <u>Vocabulary related to the classroom</u> Watch the following videos: <i>You will need to open these links in Internet Explorer and allow permission for Flash Player to work.</i> http://rigolo.lgfl.org.uk/rigolo2/Activities/Rigolo_2_Unit_2_A1_ecole/Lessons/R2_U2_L1_A1(S).swf http://rigolo.lgfl.org.uk/rigolo2/Activities/Rigolo_2_Unit_2_A1_ecole/Lessons/R2_U2_SS_1.swf http://rigolo.lgfl.org.uk/rigolo2/Activities/Rigolo_2_Unit_2_A1_ecole/Extra/RIGOLO_2_WS_U2_001.pdf</p> <p>Write your answers in your homework exercise book</p>	<p>PE task Exercise along with Joe Wicks by following this link: https://www.youtube.com/watch?v=pnKCGY9ZocA</p> <p>Art task <u>Compare and contrast paintings</u> Go to this site and look at the three paintings: https://www.iwm.org.uk/learning/painting-life-art-quiz</p> <p>What do the three paintings show? What is the same about all of them? What is different about them? How has the artist used colour in each of them? Which one do you think has the most detail? Why? Which one do you like best? Explain why referring to details in the paintings.</p> <p>Write your answers in your homework exercise book.</p>

Year 6 Remote Learning Timetable Week 2

Week2	Monday	Tuesday	Wednesday	Thursday	Friday
Maths (Division)	Long division (2) Watch this video: https://vimeo.com/463003643 Go through this PowerPoint: https://resources.whiterosemaths.com/wp-content/uploads/2020/09/Aut6.6.1-Long-division-2.pptx Complete this independent work: https://resources.whiterosemaths.com/wp-content/uploads/2020/09/Y6-Autumn-Block-2-WO6-Long-division-2-2019.pdf Write your answers in your homework exercise book.	Long division (3) Watch this video: https://vimeo.com/463003911 Go through this PowerPoint: https://resources.whiterosemaths.com/wp-content/uploads/2020/09/Aut6.6.2-Long-division-3-1.pptx Complete this independent work: https://resources.whiterosemaths.com/wp-content/uploads/2020/09/Y6-Autumn-Block-2-WO7-Long-division-3-2020.pdf Write your answers in your homework exercise book.	Long division (4) Watch this video: https://vimeo.com/464216730 Go through this PowerPoint: https://resources.whiterosemaths.com/wp-content/uploads/2020/10/Aut6.6.3-Long-division-4.pptx Complete this independent work: https://resources.whiterosemaths.com/wp-content/uploads/2020/09/Y6-Autumn-Block-2-WO8-Long-division-4-2020.pdf Write your answers in your homework exercise book.	Revise factors Watch this video: https://vimeo.com/464220956 Go through this PowerPoint: https://resources.whiterosemaths.com/wp-content/uploads/2020/10/Aut6.6.4-Factors.pptx Complete this independent work: https://resources.whiterosemaths.com/wp-content/uploads/2019/10/Y5-Autumn-Block-4-WO2-Factors-2019.pdf Write your answers in your homework exercise book.	Common factors Watch this video: https://vimeo.com/464241360 Go through this PowerPoint: https://resources.whiterosemaths.com/wp-content/uploads/2020/10/Aut6.6.5-Common-factors.pptx Complete this independent work: https://resources.whiterosemaths.com/wp-content/uploads/2020/09/Y6-Autumn-Block-2-WO9-Common-factors-2019.pdf Write your answers in your homework exercise book.
Reading Make sure you log onto Bug Club and read your allocated book at least twice this week.	Consider context Read a newspaper article and use what you already know to infer ideas. Watch the video: https://classroom.thenational.academy/lessons/to-activate-prior-knowledge-and-consider-the-historical-context-6cw38c Write your answers in your homework exercise book	Answer retrieval questions about the Blitz https://classroom.thenational.academy/lessons/to-read-a-recount-and-answer-retrieval-and-inference-based-questions-6rvpct Write your answers in your homework exercise book	Consider the author's perspective in a text https://classroom.thenational.academy/lessons/to-understand-the-key-information-in-a-text-and-consider-the-authors-perspective-6wupcd Write your answers in your homework exercise book	Compare different texts about the same subject https://classroom.thenational.academy/lessons/to-read-a-new-text-and-consider-the-authors-use-of-language-c8rkit Write your answers in your homework exercise book	Create a mind map https://classroom.thenational.academy/lessons/to-consider-how-reading-can-provide-people-with-a-way-of-learning-new-things-c4t64c Write your answers in your homework exercise book
Writing Persuasive writing - 2 week topic	Plan a persuasive letter Watch the video: https://classroom.thenational.academy/lessons/to-plan-a-persuasive-letter-71hk4e Write your answers in your homework exercise book	Apply the suffixes –ant and –en Watch the video: https://classroom.thenational.academy/lessons/to-practise-and-apply-knowledge-suffixes-ant-and-en-including-a-test-6cvk4d Write your answers in your homework exercise book	Use formal conjunctions Watch the video: https://classroom.thenational.academy/lessons/to-develop-an-understanding-of-how-to-use-formal-conjunctions-cnjkac Write your answers in your homework exercise book	Watch someone modelling how to write a persuasive letter Watch the video: https://classroom.thenational.academy/lessons/to-write-a-persuasive-letter-ccw68r Write your answers in your homework exercise book	Write your own persuasive letter Watch the video: https://classroom.thenational.academy/lessons/to-write-a-persuasive-letter-free-write-6rrk4r Write your answers in your homework exercise book
Spelling	Practise reading and spelling these spelling rules and key words: who answer busy category disastrous yacht programme	Practise reading and spelling these spelling rules and key words: who answer busy category disastrous yacht programme	Practise reading and spelling these spelling rules and key words: who answer busy category disastrous yacht programme	Practise reading and spelling these spelling rules and key words: who answer busy category disastrous yacht programme	Practise reading and spelling these spelling rules and key words: who answer busy category disastrous yacht programme

	<p>possess notice which question medicine You can use your <i>homework exercise book to practise</i></p>	<p>possess notice which question medicine You can use your <i>homework exercise book to practise</i></p>	<p>possess notice which question medicine You can use your <i>homework exercise book to practise</i></p>	<p>possess notice which question medicine You can use your <i>homework exercise book to practise</i></p>	<p>possess notice which question medicine You can use your <i>homework exercise book to practise</i></p>
Science / topic / other	<p><u>Science task</u> <u>Evolution and Inheritance: Darwin and Wallace</u> Watch the short film then answer the questions: https://www.bbc.co.uk/teach/class-clips-video/science-ks2-the-work-of-charles-darwin-and-alfred-wallace/zrbxgwx</p> <p>What does Darwin describe natural selection as? What does Wallace describe natural selection as? What did Darwin observe on the Galapagos Islands? What did Wallace say caused the variation in the species he observed in Brazil? What two things do plants and animals pass on to their offspring? Now create a scientific vocabulary sheet that gives the definitions of these words: Observation Documentation Ancestor Adaptation Variation Species Extinct Characteristics <i>Write your answers in your homework exercise book.</i></p> <p><u>ICT task</u> <u>Coding</u> Use this link to complete a coding activity: https://hourofcode.com/googlehero</p>	<p><u>History task</u> <u>The Home Front</u> Watch this short film then answer the questions: https://www.iwm.org.uk/learning/adventures-in-history/on-the-home-front-part-two</p> <p>Where was Doris Danher born? What three jobs was Doris offered? What were the members of the Women's Timber Corps nicknamed? What was the first job the women did each morning? Why were women performing these jobs? Why did they need to make sure the fire was completely out before they left for the day? Explain how Lilian Bader was like the Tuskegee Airmen – you should give at least two ways. What special treat would you have liked your mother to bring home to you during the war? <i>Write your answers in your homework exercise book.</i></p>	<p><u>RE task</u> <u>Hinduism: Hindu gods</u> Watch the clip then answer the questions: https://www.bbc.co.uk/teach/class-clips-video/religious-studies-ks2-my-life-my-religion-hinduism-inside-hindu-temple/zbf2t39</p> <p>How does Vraj explain the concept of there being many Hindu gods but also only one?</p> <p>List the five ways in which Vraj says prayer helps him.</p> <p>List two more ways in which prayer could help people. <i>Write your answers in your homework exercise book.</i></p>	<p><u>Music task</u> <u>Beatboxing</u> Watch the video: https://classroom.thenational.academy/lessons/developing-beatboxing-c8v30c</p> <p><u>French task:</u> <u>Vocabulary related to the classroom</u> Watch the following videos: <i>You will need to open these links in Internet Explorer and allow permission for Flash Player to work.</i> http://rigolo.lgfl.org.uk/rigolo2/Activities/Rigolo_2_Unit_2_A1_ecole/Lessons/R2_U2_L1_A3(LP).swf http://rigolo.lgfl.org.uk/rigolo2/Activities/Rigolo_2_Unit_2_A1_ecole/Lessons/R2_U2_L1_A4(O).swf Complete this independent work: http://rigolo.lgfl.org.uk/rigolo2/Activities/Rigolo_2_Unit_2_A1_ecole/Extra/RIGOLO_2_WS_U2_004.pdf <i>Write your answers in your homework exercise book</i></p>	<p><u>PE task</u> Exercise along with Joe Wicks by following this link: https://www.youtube.com/watch?v=fAUckPMJKSY</p> <p><u>PSHE task</u> <u>A balanced lifestyle</u> Watch the video: https://classroom.thenational.academy/lessons/life-is-all-about-balance-crwk6r?activity=video&step=1 You can create your prompt in your homework exercise book or, if you prefer, on a sheet of blank paper if you have one.</p>